



UNIVERSITY OF  
SAN FRANCISCO | International Student  
and Scholar Services

2022-2023

# ANNUAL REPORT



# A MESSAGE FROM THE SENIOR DIRECTOR



The return to in-person activities was a welcome change this past year; It was joyful to see our students engaging over shared meals, gathering comfortably, and making plans for the future without layers of contingencies and extensive health protocols. With this rediscovered freedom it became clear that the “new normal” is still fluid. This past year in ISSS we have asked ourselves “What do students need now?” and “What can we do to best support students with the resources we have?”

Monitoring our student traffic, questions, and workflow has yielded important insights in how we can best support students holistically and promote cura personalis. We have found that we need programming that is informed by students, structures that support a hybrid environment, and information that is accessible in a variety of modes.

In response to these changing needs, ISSS has reshaped our services and targeted the most impactful areas. This includes providing new programming for career support, collaborating with campus partners to improve services, and enhancing resources on the ISSS website. Highlights of these initiatives are listed below with more details throughout the report. We are thankful for the collaboration of our campus partners and the leadership of vice provost Anastasia Vrachnos for helping shape these priorities and bring them to fruition.

- Career Support: Based on the recommendations of the Working Group on the International Student Experience (WISE) and inputs from the Priscilla A Scotland Career Service Center, ISSS has implemented new networking events, created workshop materials, developed infographics to aid career planning, and revamped the employment information on our website. These resources help international students navigate their job search by ensuring they are well-informed about their employment benefits and well-prepared to talk to employers about their status.
- The International Student and Alumni Network on NetworkUSF: Working in collaboration with the Alumni Relations office, ISSS launched an international group on NetworkUSF for alumni and current students in March 2023.
- New Student and Alumni Reception in Taiwan: In partnership with SEM, ISSS Associate Director, Ying-Sing (Cynthia) Lai hosted a new student reception in Taipei in July 2023 with the help of USF alumni and current students. Taiwan is one of USF’s top 5 international student populations and is a growing area for student recruitment.
- Understanding Racism in the US: This new course designed with international students in mind, provides a space for international students to learn about and discuss racism in the US context. We are very grateful for the support of the Jesuit Foundation 6+You Grant that enabled us to pilot this course in the Spring 2023 semester, and are pleased that the course has become a recurring offering and will include a U.S.-based immersion this year.
- New Pre-Arrival Resources: ISSS redesigned our Pre-Arrival and New Student Resources into a comprehensive online format, eliminating the need for printed materials and enabling ease of access and ongoing reference.
- Communication and Social Media Presence: ISSS has continued to provide a weekly newsletter to students with topics including immigration compliance, tax filing, wellness, safety, and international holidays. This year we have seen a large increase in student engagement via our Instagram account.



Heading into the 2023-2024 academic year we are closely monitoring the immigration landscape for changes. We are paying particular attention to two items that have significant impact for international students: a) an increase in visa denials, particularly for students coming from the global south and b) possible changes in Curricular Practical Training (CPT) work authorization.

- The average approval rate for the F1 visa has seen an overall decrease from 2015-2022. Although the the visa approval rate has not changed significantly for Europe, Australia, and China, qualified students from South America and Africa<sup>1</sup> are being denied visas at higher rates. Students coming from South America and Africa are two and three times more likely to be denied their visa than those from Europe. This underscores the need for advocacy for students from parts of the world where demand for higher education is growing steadily and where access to education is more limited.
- We expect to see government policy changes around Curricular Practical Training (CPT) work authorization. The government has expressed concern over the lack of documentation and consistency in practices at US universities. At USF we already have clear and consistent procedures but, with these expected changes, we may be more limited in how and when we can authorize students to work under CPT. As we support students in seeking new career opportunities, we also need to make sure that these opportunities are built into their academic programs and meet the government requirements.

ISSS' top priorities this year are to advocate for our international students with government agencies,<sup>2</sup> support their voice within our community, and enhance their connection to campus. As one of the most diverse universities in the country, we are engaging in advocacy through the NAFSA Association of International Educators and the President's Alliance on behalf of our international students, who are such vital members of our community. This year ISSS created new materials and offered an additional webinar for students to prepare for their visa interview. The visa approval rate for our USF international students is roughly 80-90%, well above the national average of 65%, but we see the same trends with higher denial rates for those from Africa and South America. Given the brevity of the visa interview, identifying and preparing key talking points is important for all students.

Continuing to attract and retain our international students will take a multipronged approach. We need to explore alternative pathways for new students that are streamlined for ease of access and allow students to move across global education systems smoothly. The Chronicle of Higher Education highlighted a recent report on international student mobility and the importance of creating a range of entry points for students.<sup>3</sup> Additionally, we need to continue to build responsive support structures for matriculated students that reflect their goals and enhance belonging. A study on belonging in higher education found "While the factors that promote belonging vary by person and personality, there are recurring themes within our data, which come together to form four foundational areas: connection, inclusion, support, and autonomy".<sup>4</sup> Several programs and initiatives this year are aimed to build belonging along all four of these foundational areas. Based on student feedback, ISSS is working with the College of Arts and Science (CAS) to create an internship course for all undergraduate CAS majors. An international student retreat to Star Route Farm will provide a chance for students to connect to, and be leaders in, their community. International Education Week programming in November, will offer opportunities for students to shape events and share their culture. These initiatives provide opportunities for connection and space for students to voice their ideas and needs. We welcome your input and collaboration as we continue to look for ways to build affinity and support students this coming year.



Marcella DeProto  
Senior Director, International Student and Scholar Services

---

1 The Interview of a Lifetime: An analysis of visa denials and international student flows to the U.S. Shorelight, 2023. <https://www.higheredimmigrationportal.org/wp-content/uploads/2023/07/Shorelight-2324.pdf>

2 Jill on the Hill: US Visa Policy Trends - We can do Better, PIE News, 2023. [https://thepienews.com/the-view-from/jill-hill-us-visa-policy-trends-can-better/utm\\_content=258195845&utm\\_medium=social&utm\\_source=linkedin&hss\\_channel=lcp-2248093](https://thepienews.com/the-view-from/jill-hill-us-visa-policy-trends-can-better/utm_content=258195845&utm_medium=social&utm_source=linkedin&hss_channel=lcp-2248093)

3 Fischer, Karen, The Chronicle of Higher Education, August 2023. [https://www.chronicle.com/newsletter/latitudes/2023-08-30?utm\\_source=Iterable&utm\\_medium=email&utm\\_content=latitudes-2023-08-30](https://www.chronicle.com/newsletter/latitudes/2023-08-30?utm_source=Iterable&utm_medium=email&utm_content=latitudes-2023-08-30)

4 WONKHE, Persons, 2023, Retrieved 07/15/2023. <https://wonkhe.com/wp-content/wonkhe-uploads/2022/10/Building-Belonging-October-2022.pdf>

# Staff Highlights



Hosting a graduate student happy hour event during our Fall orientation was a highlight. It was great to interact with students from different backgrounds, and get to know them before their busy program started.

**Cynthia Lai**  
Associate Director

**Advising Population:**  
GR School of Management, MS Data Science, & Scholars

Seeing students back on campus and enjoying events in person again, like ISA's Culturescape, has helped keep me motivated after the distance and difficulties brought on by COVID.

**Tina Ricafrente**  
SEVIS Administrator &  
International Student  
Adviser

**Advising Population:**  
UG Arts and Sciences, UG/GR School of Nursing  
and Health Professions, Jesuit Education Exchange  
Students (JEEP), & Data Oversight and SEVIS Reporting



Finding new ways to foster connections within the international student community has been our office's focus and my personal highlight in the past year. It was incredibly rewarding to witness students and alumni build relationships based on their common experiences at our first alumni networking reception.

**Christy Li**  
International Student Adviser

**Advising Population:**  
GR Arts and Sciences

Making close connections to the world through interacting with international students becomes my personal highlight in the past year. The in-person international student orientation and in-person advising inspires me to keep growing with my students.

**Michelle Sun**  
International Student Adviser

**Advising Population:**  
UG School of Management



Maintaining and developing our Instagram to increase our office's visibility has been my highlight this past year. It's helped us connect and build meaningful relationships with departments and student organizations that we don't typically work with.

**Louise Li**  
Program Assistant

**Responsibilities:**  
General Inquiries, ISSS Email, & Office Operations

2022-2023

# International Enrollment

1,310

TOTAL INTERNATIONAL STUDENTS

681

TOTAL GRADUATE STUDENTS

629

TOTAL UNDERGRADUATE STUDENTS





# International Enrollment Trends

In the 2022-2023 academic year, USF had 1310 total international students, almost evenly split among graduates and undergraduates. Last year showed stable graduate student enrollment and some decline in our undergraduate population. With new numbers coming out for 2023-2024 in September 2023, we expect about a 10% decline in international student enrollment from the previous year. However, we are still seeing an increase in students pursuing CPT and OPT work authorization. This underscores the importance of their USF education leading to career opportunities.

Our international graduate students have been largely drawn to the STEM degrees with the largest number of students pursuing degrees in Computer Science, Data Science, and Business Administration. Our international undergraduate students are spread out over 46 majors with the top majors in Computer Science (CAS), Finance, Business Administration and Entrepreneurship and Innovation (SOM).

USF drew students from 108 different countries in 2022-2023 and saw a notable increase of students from India and a high proportional increase in students coming from Japan, Nigeria and Vietnam, a 38%, 29% and 23% increase respectively. In 2023-2024 we expect a decline of students coming from India but are seeing increased interest across several African countries.

## Enrollment By Degree

### GRADUATE

Applied Economics - 25	Intl and Multicultural Education - 11
Asia Pacific Studies - 6	Intl Transaction & Comp. Law - 4
Biology - 1	Law - 11
Biotechnology - 17	Learning and Instruction - 6
Business Administration - 67	Marketing Intelligence - 26
Catholic Educational Leadership - 7	Migration Studies - 5
Chemistry - 3	Museum Studies - 2
Clinical Psychology - 7	Nonprofit Administration - 3
Computer Science - 75	Nursing - 1
Counseling Psychology - 17	Organization and Leadership - 13
Data Science - 65	Organization Development - 1
Digital Health Informatics - 16	Professional Communication - 18
Education - 3	Public Health - 14
Education Technology - 3	Special Education - 1
Energy Systems Management - 17	Sport Management - 38
Entrepreneurship & Innovation - 20	Teach Engl/Speakers Other Lang - 10
Environmental Management - 8	Urban and Public Affairs - 1
Financial Analysis - 36	Writing - 8
Human Rights Education - 2	
Information Systems - 50	
Intellectual Property Tech Law - 7	
International Studies - 17	
Intl & Development Economics - 19	

**Total: 681**

### UNDERGRADUATE

Accounting - 16	History - 6
Advertising - 8	Hospitality Management - 9
Architecture - 18	International Business - 26
Art History & Museum Studies - 1	International Studies - 9
Asian Studies - 1	Japanese Studies - 3
Biology - 27	Jesuit Exchange Program - 13
Business Administration - 1	Kinesiology - 10
Business Analytics - 19	Management - 54
Chemistry - 4	Marketing - 44
Communication Studies - 12	Mathematics - 7
Computer Science - 55	Media Studies - 7
Computer Science (4+1) - 2	No Major - 10
Critical Diversity Studies - 1	Nursing - 4
Data Science - 19	Perf. Arts & Soc. Justice - 7
Design - 5	Philosophy - 3
Economics - 31	Physics - 5
Engineering - 6	Politics - 2
English - 4	Psychology - 23
Entrepreneurship & Innovation - 54	Sociology - 11
Environmental Science - 3	Undeclared Arts - 5
Environmental Studies - 3	Undeclared Business - 17
Finance - 58	Undeclared Sciences - 4
Fine Arts - 1	Urban Studies - 1

**Total: 629**

# International Enrollment Trends

## Enrollment By Country

AFGHANISTAN 1  
ANGOLA 1  
ARGENTINA 4  
ARMENIA 2  
AUSTRALIA 9  
AUSTRIA 2  
BAHAMAS 1  
BANGLADESH 3  
BELARUS 2  
BELGIUM 3  
BOLIVIA 3  
BOTSWANA 2  
BRAZIL 22  
BULGARIA 1  
BURKINA FASO 1  
CAMBODIA 4  
CAMEROON 2  
CANADA 38  
CHILE 5  
CHINA 300  
COLOMBIA 10  
CONGO (KINSASHA, ZAIRE) 4  
COSTA RICA 2  
CROATIA 1  
CZECH REPUBLIC 3  
DENMARK 3  
ECUADOR 1  
EGYPT 2  
EL SALVADOR 3  
ESTONIA 1  
FINLAND 1  
FRANCE 10  
GAMBIA 1  
GEORGIA 2  
GERMANY 5  
GHANA 6  
GREECE 2  
HAITI 1  
HONG KONG 15  
HUNGARY 1  
ICELAND 1  
INDIA 327  
INDONESIA 29

IRAN 7  
IRELAND 2  
ISRAEL 2  
ITALY 13  
JAMAICA 1  
JAPAN 32  
JORDAN 1  
KAZAKHSTAN 1  
KENYA 5  
KOSOVO, REPUBLIC OF 1  
KUWAIT 1  
KYRGYZSTAN 1  
LATVIA 2  
LEBANON 4  
LIBERIA 1  
MACAU 2  
MADAGASCAR 1  
MALAWI 1  
MALAYSIA 7  
MALI 1  
MEXICO 32  
MONGOLIA 4  
MYANMAR 14  
NEPAL 10  
NETHERLANDS 6  
NEW ZEALAND 2  
NICARAGUA 1  
NIGERIA 14  
NORWAY 4  
PAKISTAN 14  
PALAU 1  
PANAMA 2  
PERU 3  
PHILIPPINES 30  
POLAND 5  
PORTUGAL 2  
QATAR 2  
REPUBLIC OF THE CONGO 1  
ROMANIA 1  
RUSSIA 9  
RWANDA 4  
SAUDI ARABIA 4  
SENEGAL 1

SERBIA 2  
SINGAPORE 11  
SLOVAKIA 1  
SOUTH AFRICA 6  
SOUTH KOREA 18  
SPAIN 18  
SRI LANKA 4  
SWEDEN 2  
SWITZERLAND 2  
TAIWAN 39  
TANZANIA 1  
THAILAND 24  
TRINIDAD AND TOBAGO 1  
TURKEY 10  
UGANDA 5  
UKRAINE 2  
UNITED ARAB EMIRATES 2  
UNITED KINGDOM 19  
VENEZUELA 1  
VIETNAM 48  
ZAMBIA 2  
ZIMBABWE 3

**Total: 1,310**

### Fall 2022 All Students Top 5 Countries:

1. India -327
2. China - 300
3. Vietnam - 48
4. Taiwan - 39
5. Canada - 38

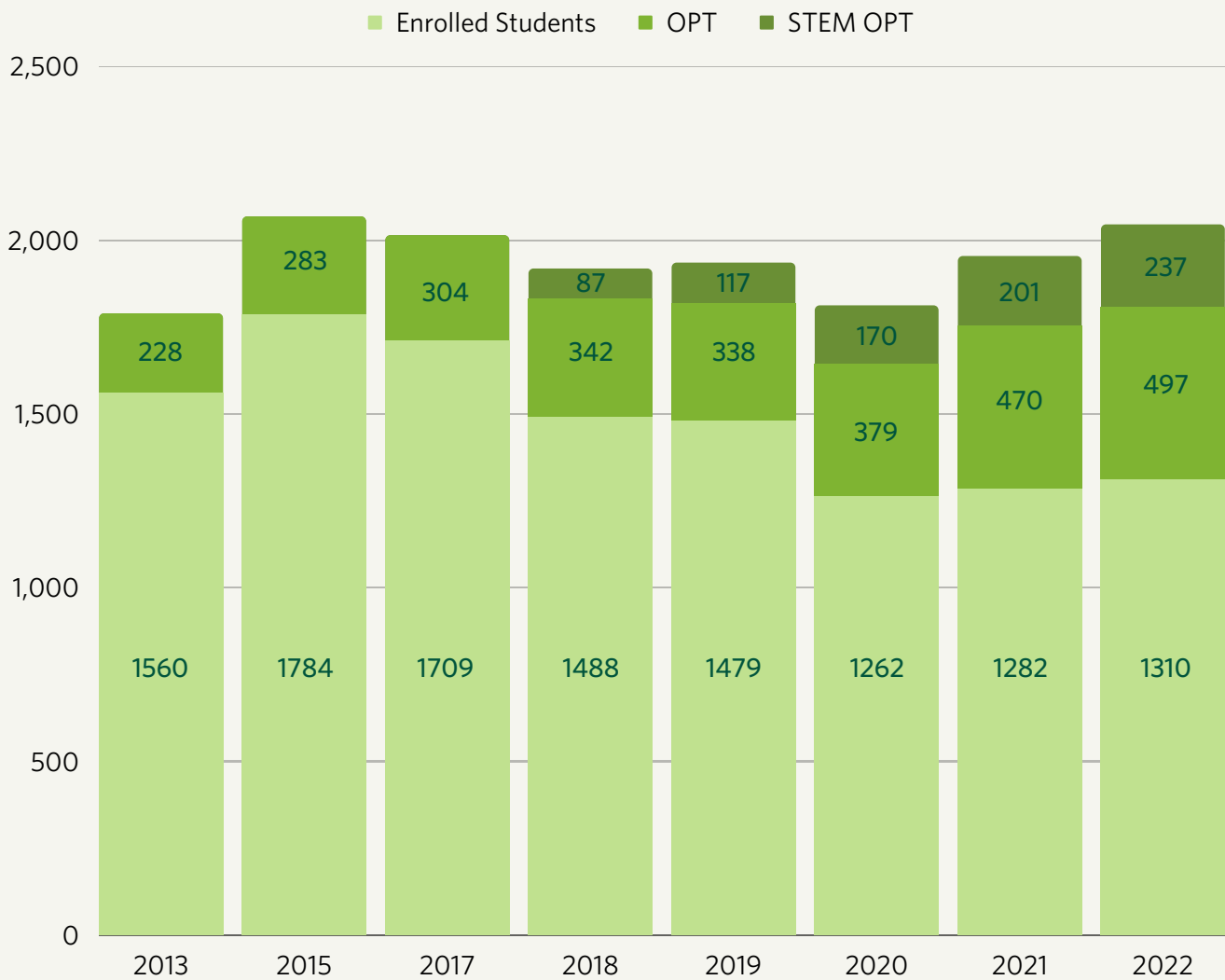
### Fall 2022 New Students Top 5 Countries:

1. India 196
2. China 90
3. Japan 23
4. Taiwan 21
5. Vietnam/Mexico 19



# International Enrollment Trends

Total International Student Population Over 10 Years







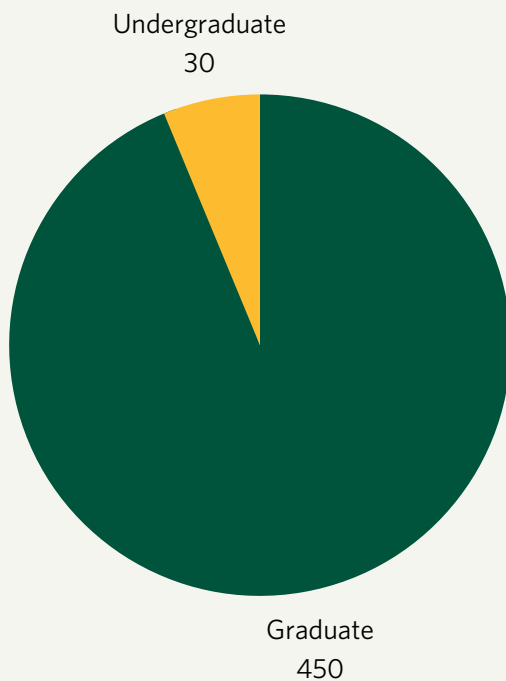
2022-2023

# Gaining Practical Experience

International students participation in US based internships and employment opportunities during the 2022-2023 year increased 20% from the previous year. While there are challenges in the job search process for international students, the year-over-year increase demonstrates that our international students are successful in getting internships and jobs during their studies and beyond. This year ISSS offered 25 OPT and CPT workshops, 2 H1B and Permanent Residency workshops, 2 Job Success Workshops, and hundreds of individual advising appointments to assist students with their work authorization related career goals.

# Practical Training During a Student's Program:

## Curricular Practical Training Requests by Degree Level



Most international students gain work experience during their studies in two ways, Curricular Practical Training (CPT) and On-Campus Employment.

### Curricular Practical Training (CPT):

CPT is a type of work authorization based on a class or degree requirement to gain practical experience. Over the last few years there has been a steep increase in CPT requests. This past year, 2022-2023, we saw a 30% increase in CPT requests from the year before. This reinforces the increasing importance of practical experience for students and academic programs.

### On-Campus Employment:

In the 2022-2023 academic year, international students held 458 student employment positions. International students are more likely to seek on-campus employment given their limited eligibility for off-campus employment. On-campus opportunities help fill this gap and are an important area of potential growth.





# Student Employment Stories



## Eunice Rocha

Senior majoring in Architecture

In having the opportunity to use my CPT during my studies, I was able to fully immerse myself within my industry. These experiences served as being highly valuable to me because it allowed me to further understand my goals post graduation, [and] decide that I wanted to ultimately obtain my masters in architecture post graduation. If not for the opportunity to intern throughout my junior and senior year, I would not have been able to obtain such clarity. ISSS made the process extremely streamlined and simple, and never hesitated to answer any and all of my questions with the utmost of clarity. My advisor had immense knowledge on how invaluable having an internship would be to allow me to grow my network, and gain practical experience, and thus that support allowed me to further feel comfortable in my decision.

## Ayushi Gupta

Master's in Digital Health Informatics

I am an international student from India, and I was enrolled as a Masters student in Digital Health Informatics program at USF. I was very nervous about the CPT and OPT application process, but the staff at ISSS was very helpful and informative. They answered all my questions in a clear and concise manner, making the process as smooth as possible.



## Yifan Wang

Junior double majoring in International Business and Accounting

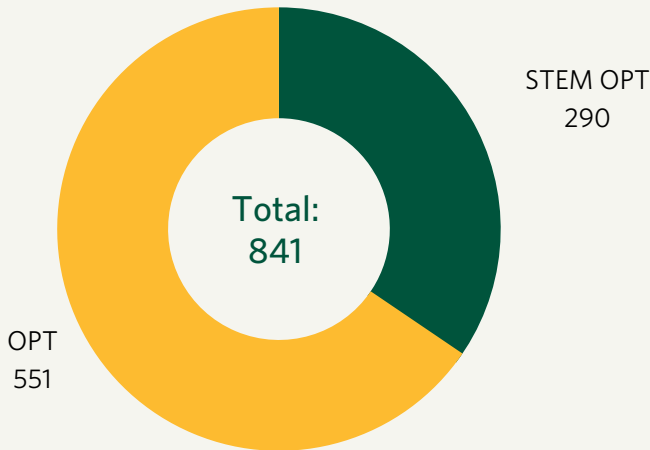
During my CPT training this Spring semester, I was able to work as an intern for Ernst & Young in the Tax department. The internship deepened my understanding of international & property tax, and I got to sit down with many experienced managers and partners to discuss future opportunities. I first heard about this internship opportunity from the School of Management job advertising posters, and the ISSS department was very active and helpful to point me in the right direction. After that everything else went pretty smoothly.

USF majors and graduate programs with built-in internships can facilitate international student success in this area. If you have questions about how your program can support international students and help them comply with their work authorization requirements, contact ISSS.



# Practical Training After Program Completion:

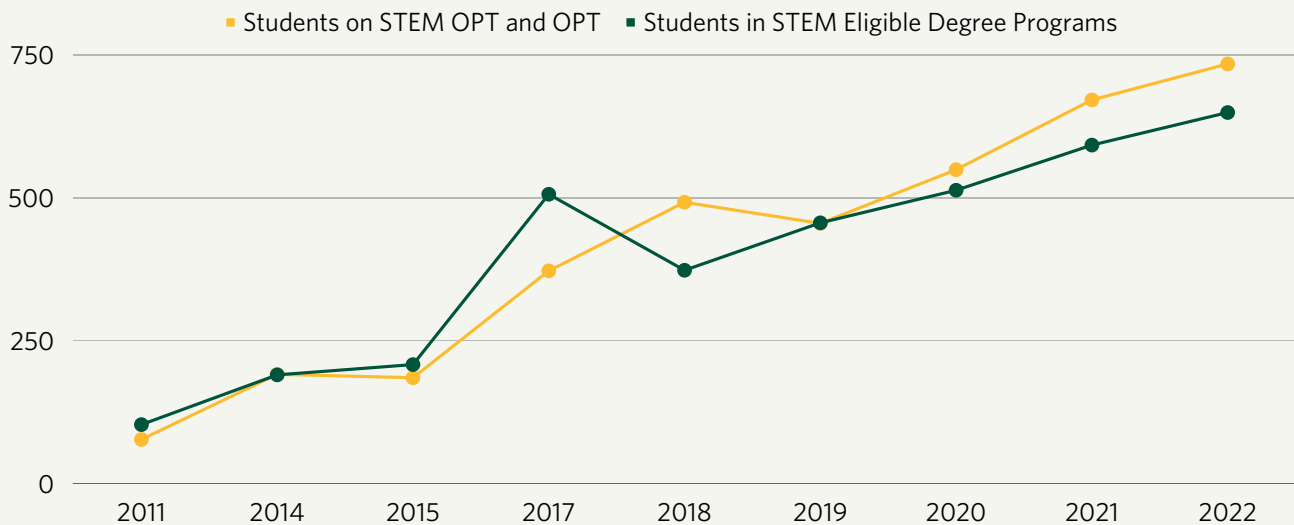
Total Students on Optional Practical Training & STEM Optional Practical Training



Post graduation, many students choose to apply for Optional Practical Training (OPT). OPT is an immigration benefit that allows students to apply for 12 months of practical training in the student’s field of study. If a student completed a STEM degree then they are also eligible for an additional 24 months of STEM OPT.

We had a total of 841 students on OPT and STEM OPT this past year, 734 individual students (107 were on OPT and transitioned to STEM OPT). This number is up 10% from last year, and 35% from the year before. Our alumni working in the US on OPT continues to grow steadily.

International Student Enrollment in STEM Degrees and the Resulting Increase in Students on OPT and STEM OPT Over 10 Years





**2022-2023**

# **Top 10 OPT and STEM OPT Employers\***

In the 2022-2023 students reported over 1100 employers. ISSS supports students through this work authorization process, reviews their documentation, recommends their employment, reports changes, and continually audits their employment to make sure the students and the University remain in compliance.

- 1. Amazon**
- 2. Walmart**
- 3. Google**
- 4. Snap Logic**
- 5. University of California**
- 6. The Sphere Institute**
- 7. Visa, Inc**
- 8. Apple**
- 9. Clean Power Research**
- 10. Antra, Inc**



## Career Support Initiatives and Resources

Engaging in real world experiences related to their field of study is a significant factor in students' feeling of success and satisfaction. Many of our USF international students are successful in finding internships and jobs during and after their studies. However, there are significant challenges that students face in navigating the search process. In the 2022-2023 academic year, our office partnered with colleagues and explored new ways to support our international students in their career planning. These new resources aimed to educate students on their work authorization options during and after their studies, help them build professional connections and support networks with their peers and alumni, and plan ahead so they can be prepared and confident in their job search.

### **In-Person Workshops:**

ISSS offered two new career development events this past year. Both events combined an informational session followed by a reception with networking opportunities. In our first event ISSS partnered with the Priscilla A Scotlan Career Service Center and the Alumni Relations office. Students attending this event were able to learn about the job search process, hear from international alumni working post graduation, and network with alumni at the reception. For the second event, our office partnered with a local immigration attorney and provided legal information about employer sponsorship. Following the event, students were able to speak directly to the attorney and ask their questions. Students found the events provided useful information, beneficial connections, and they felt more confident talking to employers afterwards.

“The panel was really good. Some of the alumni who came were interactive and provided some useful tips. Everyone liked talking to alumni in the reception.”

- Gohar Hassan Dar (GR Marketing Intelligence student)

“It was a great event, I had an amazing opportunity to discuss with both the ISSS team and attorney. I had great visibility into what to expect and how to handle upcoming job interviews with visa related questions. Overall I feel less anxious now.”

- Anitha Ramesh (GR MBA student)



# Career Support Initiatives and Resources



Banner image for the International Student and Alumni Network on NetworkUSF.

## International Student and Alumni Network:

With support from the Alumni Relations office, ISSS launched the International Student and Alumni Network on NetworkUSF this spring. The goal of this group is to provide a space for international alumni and students from around the world to network, exchange information, and share their memories and experiences at USF.



Infographic for Curricular Practical Training (CPT) planning timeline.

## Redesigned employment website and infographics:

ISSS redesigned our employment webpages and created graphics to allow students to access and comprehend information about their work authorization options and the associated application processes more easily. These resources will help students be more knowledgeable and confident in talking about their employment options, which will allow them to plan for and succeed in their professional journey in the US.

2022-2023

# Programming and Advocacy



# International Student Engagement



## INTERNATIONAL STUDENT ORIENTATION

We were pleased to resume our in-person orientation to provide a range of informational and social activities for new international students. Our students appreciated the opportunity to meet their advisors and interact with peers throughout orientation. A new addition to our orientation program this year was a happy hour social event for our growing international graduate population, which proved a popular and memorable event.

“The graduate happy hour was a great opportunity to meet students from other programs and make connections. I made a lot of friends from MBA, MSFA and other programs”



## INTERNATIONAL EDUCATION WEEK

This theme of this year’s International Education Week was #ForwardTogether. The programming highlighted the resiliency of our community and encouraged everyone to come back together. We brought back signature events including Cafe International, a library display, photo contest, and the International Friendly soccer match. ISSS also advised and guided the International Student Association (ISA) with Culturescape, and the cultural performance and food event had the largest turnout in ISA history.



## INTERNATIONAL STUDENT ASSOCIATION (ISA)

ISSS continued to advise the International Student Association (ISA) this academic year. ISA provided support and community for international students in creative ways. They hosted support sessions with ISSS to walk students through practical matters such as applying for a California Driver’s license and tax filing. In addition, they organized social outings to local restaurants, Golden Gate Park, and mini golf.



# Social Media Highlights & Insights

716

ACCOUNTS REACHED  
IN A MONTH


146

ACCOUNTS ENGAGED  
IN A MONTH

542

TOTAL FOLLOWERS  
+50%

## TOP-PERFORMING POSTS



Monthly statistics from May 2023



## Understanding Racism in the US: A Course for International Students:

After over a year of planning, the Understanding Racism in the US course had its inaugural run this past Spring. The course was designed with international students in mind with the support of the Jesuit Foundation Grant 6+ YOU Project. The course aims to bring international students into the conversation about race in the US, and support them as they explore and share their own perspectives and experiences. The class was taught by Professor Kevin Lo, who guided students through sensitive discussions and thought provoking content. Students in the class shared how much they appreciated the safe and welcoming environment and the community that was created this semester. The course has become a recurring offering and an immersion opportunity will be added to supplement it.





## Strategic Planning & International Students

The ISSS staff was deeply engaged in the University-wide strategic planning process, which included six main goals, seven working groups, and a large effort to engage students, faculty, and staff across campus. ISSS staff members served on Strategic Planning Working Groups to address the needs of international students: Christy Li served on Working Group #1: Reimagine Jesuit Education, Ying-Sing (Cynthia) Lai served on Working Group #3: Provide a Radically Inclusive, International and Welcoming Campus Experience, and Marcella Pitcher DeProto served as co-chair of Working Group #7: Global Focus and Responsibility. All ISSS staff members attended the Community Conversation events.

Global education was a leading priority in the strategic planning process, demonstrating that we see USF as a global campus that values diverse perspectives and students from all over the world. Several initiatives emerged that are directly relevant to the international student experience. These initiatives include building a global alumni network, developing an internship course to help international students pursue career opportunities, and creating structured first year experiences to support student connections and belonging.

## The Working Group on the International Student Experience (WISE)

In the 2022-2023 academic year, the Working Group on the International Student Experience (WISE) delivered recommendations for how USF can better support international students in their career success. These recommendations highlighted initiatives to help students reach their career goals. WISE and ISSS are implementing several of these initiatives and working together to further support international students and enhance their sense of belonging.





2022-2023

# Services & Immigration







# ISSS Services

ISSS supports students to maintain their immigration status and fulfill their academic and career goals through advising, programming and collaboration with other offices. A large portion of our services focus on student requests, processing, and auditing. This support is an essential function of the ISSS office and fulfills students' needs related to their SEVIS immigration record, work authorization, and required reporting.

## Student Requests and Processing

### Requests from All Students

- Status Verification
- Travel Endorsement
- Curricular Practical Training (CPT)
- On-Campus Work Authorization/SSN Letter
- I-20/DS-2019 Reprint
- Program Extension
- Reduced Course Load
- Return From Leave of Absence
- Transfer-in/Transfer Out
- Change of Education Level
- Visa support letter
- Verification letter
- DMV letter
- Visiting Student Letter
- Add dependent
- Address Report
- Change of Status
- J1 Academic Training
- ITIN Support

### Additional Requests Fielded for OPT Students

- Optional Practical Training (OPT) Recommendation and application
- OPT Employment reporting review
- USCIS SEVIS data audit and correction
- SEVP Portal Account Correction request
- SEVP Portal Account reset
- SEVP Portal Account employment update
- OPT Employment Audit
- OPT Travel Endorsement
- Cap Gap Extension – H1B Transition

### Additional Requests Fielded for STEM OPT Students

- STEM OPT Recommendation and application
- I-983 Review
- I-983 Material Change Request
- STEM Employer Change Report
- End of STEM Employer Report
- 6 Month Employment Report
- 12 Month Employment Report and Evaluation review
- 18 Month Employment Report
- 24 Month Employment Report and Evaluation Review
- USCIS SEVIS data audit and correction
- SEVP Portal Account Correction request
- SEVP Portal Account reset
- SEVP Portal Account employment update
- STEM OPT Employment Audit
- STEM OPT Travel Endorsement
- Cap Gap Extension – H1B Transition



# ISSS SERVICES

## APPOINTMENTS:

UG APPTS : 261  
GR APPTS: 782  
TOTAL APPTS: 1,043

## TOTAL PROCESSING REQUESTS:

# 2,635

## WORKSHOPS:

TOTAL WORKSHOPS:  
**24**  
TOTAL REGISTRANTS:  
**999**





# Immigration Updates in 2022-2023

New or Updated TPS, SSR and DED country designations	Temporary Protected Status (TPS) for El Salvador, Honduras, Nepal, Nicaragua, Ethiopia, Somalia, and Syria. Special Student Relief (SSR) for Afghanistan, Cameroon, Ethiopia, Haiti, and Hong Kong. Deferred Enforced Departure (DED) for Hong Kong, Liberia and Venezuela.
SEVP COVID-19 Policy Ended	SEVP announced the end to their COVID-19 policy effective at the end of summer 2023.
Visa Interview Waiver	Department of State extended the visa interview waiver policy through December 2023.
Visa Application Window Extended	Department of State extended the F1 visa application window from 120 days to 365 days.
Electronic I-20 and DS-2019 Issuance	SEVP and the Department of State approves electronic issuance of the Certificate of Eligibility Form I20 and Form DS-2019.
USCIS Announces Expansion of Premium Processing	USCIS makes premium processing available for OPT, STEM OPT, and Change of Status.
STEM CIP Code Update	The ICE list of STEM designated degrees was updated with 8 new degrees.
USCIS Ends COVID-19 Flexibility	USCIS announced the end of several exceptions implemented during the pandemic, including electronic signatures and extended processing times.



# What We Do

---

## University Compliance

- Maintain University Certification to host international students
- Mandated reporting in SEVIS
- Regulation interpretation and setting campus policies and practices
- Conducting annual reviews with SEVP, bi-annual F1 recertification, bi-annual J1 redesignation, Department of State annual report, annual PDSO/DSO/RO/ARO certification.

## International Student Advising

- Immigration advising, including work authorization
- Processing student immigration requests
- Immigration workshops
- Triage on academic and social support that impacts students immigration status
- Taxes, Social Security and DMV support

## Immigration Policy Updates

- Engagement with government stakeholders; USCIS, Department of State, Customs and Border Protection, Student and Exchange Visitor Program
- Review policy changes, update ISSS information for students and community

## Programming & Retention

- International Student Orientation
- Advising the International Student Association
- Support for cultural student organizations
- Job Success Workshops
- International Education Week
- Cultural programming
- Participation in campus committees

# International Student and Scholar Services

University Center, 5th Floor  
2130 Fulton St.  
San Francisco, CA 94117-1080  
Phone: +1.415.422.2654  
Email: [iss@usfca.edu](mailto:iss@usfca.edu)  
Instagram: [@usfca.iss](https://www.instagram.com/usfca.iss)  
Website: [myusf.usfca.edu/iss](http://myusf.usfca.edu/iss)

# 2022 — 2023

