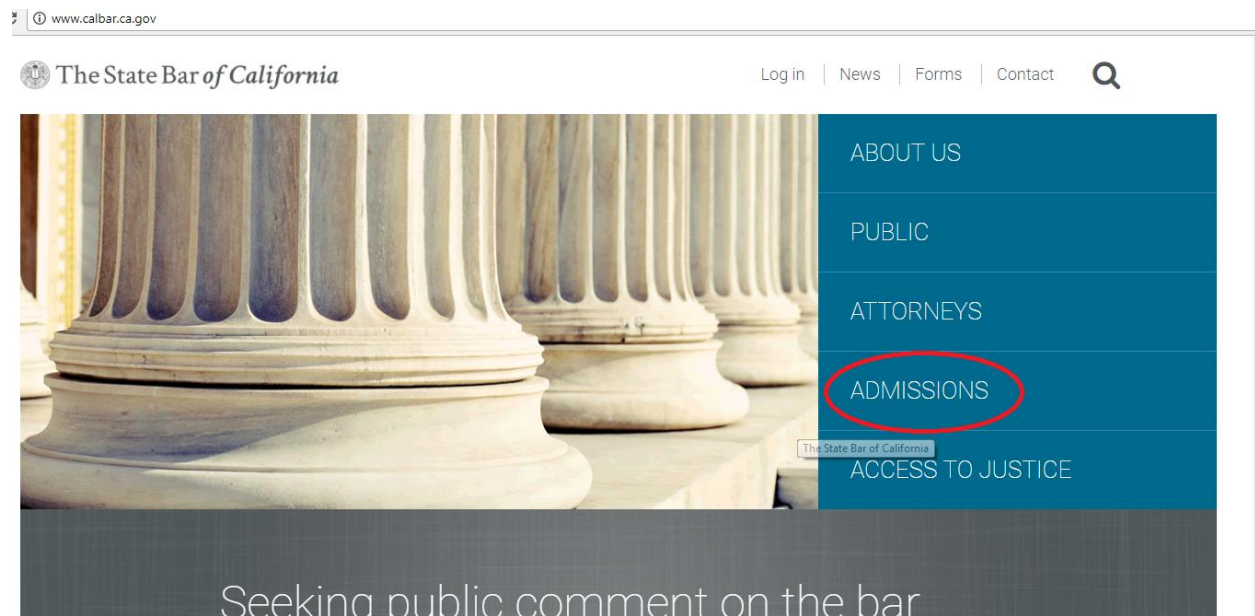


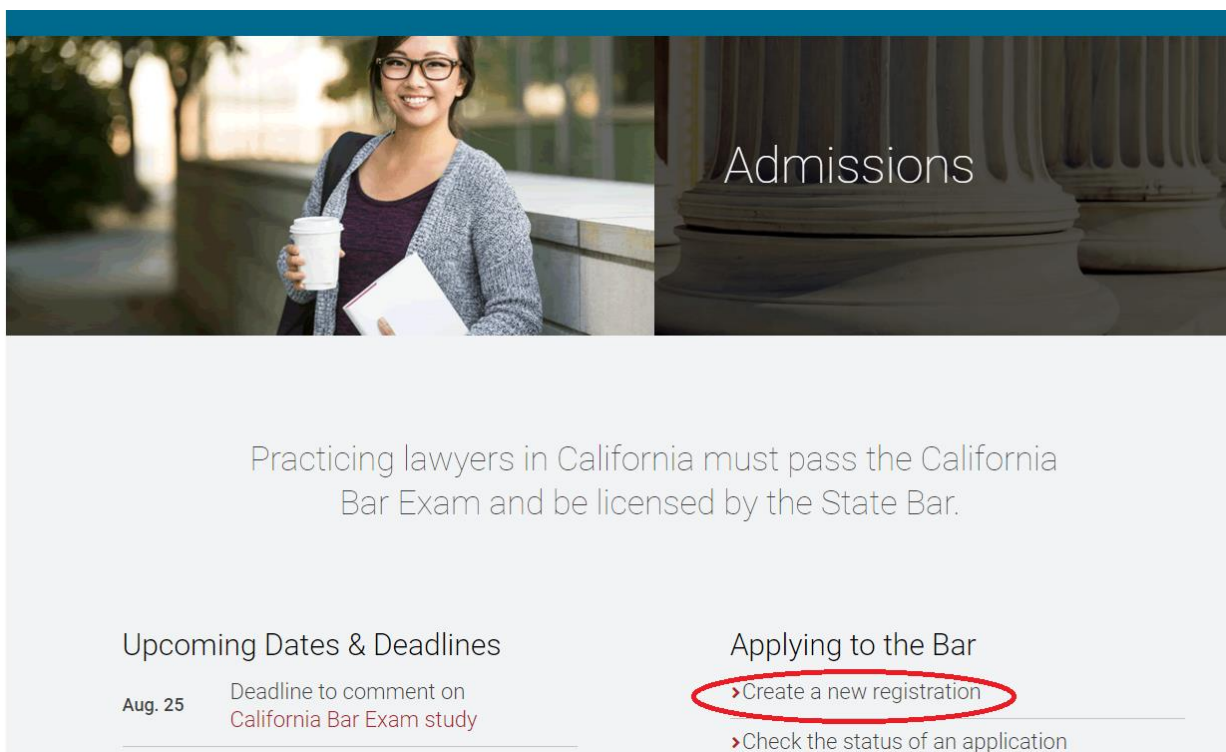
First Year Students: How to Register with the CA State Bar

Though you may register with the State Bar at any point during law school, they ***strongly recommend*** that you complete this requirement during your first 90 days of law school. You only need to register once and your registration does not expire.

- 1) Go to the California State Bar website: www.calbar.ca.gov.
- 2) Once you're on the website, choose the "Admissions" link on the right hand side.



- 3) Scroll down and click the "Create a new registration" link.



4) Click on the “Registering as Law Student or Attorney Applicant” link.

The State Bar of California

Log in | News | Forms | Contact

ADMISSIONS: Requirements | Examinations | Moral Character | Special Admissions | Law School Regulation

Admission Requirements

f t in ✉

Practicing lawyers in California must be licensed by the State Bar. The State Bar's admission requirements are set by the California Business and Professions Code.

Registering as a Law Student or Attorney Applicant

- Begin the admissions process by registering as a law student or attorney applicant as soon as possible. Use the online application.
- Track the status of an application and eligibility with an Admissions account or Status Screen.

5) Click on the “Register for the State Bar” link on the left.

The State Bar of California

Home | Admissions

Register for the State Bar

Apply for the Bar Exam

Apply for the First Year Law Students' Exam

Apply for Moral Character Determination

Check Your Admissions Status

Returning Users

Office of Admissions Online Applications

Welcome

Welcome to the Office of Admissions' online registration and application system. Applicants may file the following online: Registration, Application to Take the California Bar Examination, Application to Take the First-Year Law Students' Examination, and/or Moral Character Determination Application.

If you wish to submit a Moral Character Determination Extension application or a **Multijurisdictional Practice (MJP) program application**, you cannot use this online application system. You must download and submit a **paper application**.

The Application for Extension of Determination of Moral Character and **selected forms/instructions** are only available in portable document format (PDF).

Requirements

We recommend using the compatible browsers and configurations listed below in order to get the best use out of the system.

Compatible Browsers Effective July 1, 2016

Windows

- Mozilla Firefox ([download](#))

- 6) Thoroughly read the information and instructions on this page. Make sure that you have added "admissions.la@calbar.ca.gov" to your contacts or safe list.



The State Bar of California

< Back

Register with the State Bar

An important message from the State Bar of California:


Registration Application

The Registration application is not an Application to take the California Bar Examination.

You must have a US Social Security number to Register with the State Bar of California. Please do not use a Tax Identification Number. [Click here for details.](#)

You only need to register once!

If you have an email spam blocker, please add admissions.la@calbar.ca.gov to your contact or safe list. After you submit your application, an email confirmation will be sent to your email address from admissions.la@calbar.ca.gov.



- 7) At the bottom of this same page, you will click on the "Begin Application to Register with the Star Bar" button.

There is no requirement of citizenship or residency, and there is no reciprocity with other states.

How To Use The State Bar of California's Application for Registration

To complete the online application, simply type your answers in the corresponding fields or select your answers from the pop-up lists (where applicable).

After you complete a screen, click the **NEXT** button at the bottom or on one of the sections listed on the left column to move to a different screen. Before you are allowed to jump screens, we will inspect your data on the current screen for errors or inconsistencies. If errors or omissions are found, you will be returned to the screen to correct your answer(s). Otherwise, your data will be saved and you will proceed to the requested screen. We also allow you to skip to another screen without your new data being saved. Be aware that if you use the Skip & Jump function on the left column, data on the current screen will not be saved and will have to be re-entered prior to submittal.

Once you have completed the application, click the '**SUBMIT YOUR COMPLETED APPLICATION**' button located on the last screen to submit the application.

[Click here if you have any technical questions or need assistance with this online application.](#)

Begin Application to Register with the State Bar

Returning users: If you have submitted your application and need to access your confirmation page again, [log in](#) with your username and password and access the application manager.

8) On the log in page, you will need to create an account.



The State Bar of California

< Back

Log On

To begin working on your application, enter your username and password below.

Username:

Password:

Log On

Can't Log On? Forgot your username or password?

Create an account if you're a first-time user and have not created an account on another XAP-powered site.

Change your password. A current username and password is required.

- 9) Once your account is successfully created, you will receive a confirmation email from the State Bar. *Please note that there is a one-time registration fee of \$119.*
- 10) After you finish the account creation process, you can begin work on your online application.
- 11) If you have any questions please contact the California State Bar directly at (415) 538-2000.