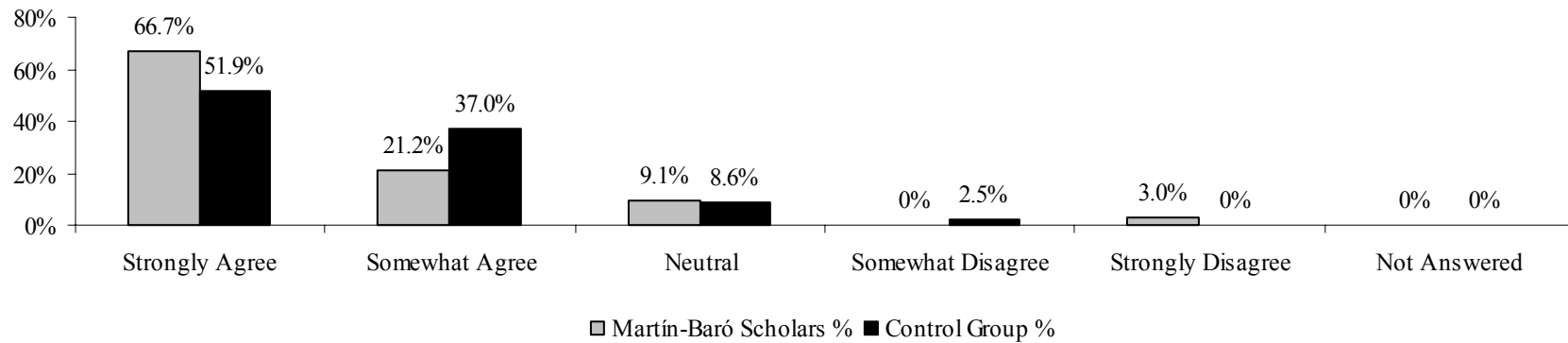


## RESULTS OF PASCARELLA AND TEREZINI SURVEY OF MARTÍN-BARÓ SCHOLARS AND CONTROL GROUP, DECEMBER 2002

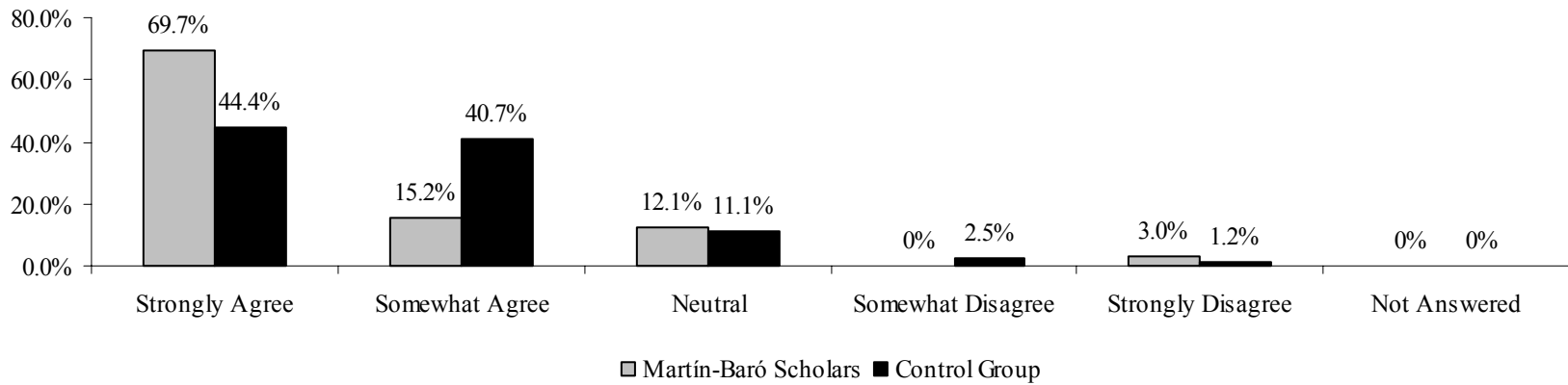
1. Since coming to USF, I have developed close personal relationships with other students.

	Martín-Baró Scholars		Control Group	
	N	%	N	%
Strongly Agree	22	66.7%	42	51.9%
Somewhat Agree	7	21.2%	30	37.0%
Neutral	3	9.1%	7	8.6%
Somewhat Disagree	0	0%	2	2.5%
Strongly Disagree	1	3.0%	0	0%
Not Answered	0	0%	0	0%



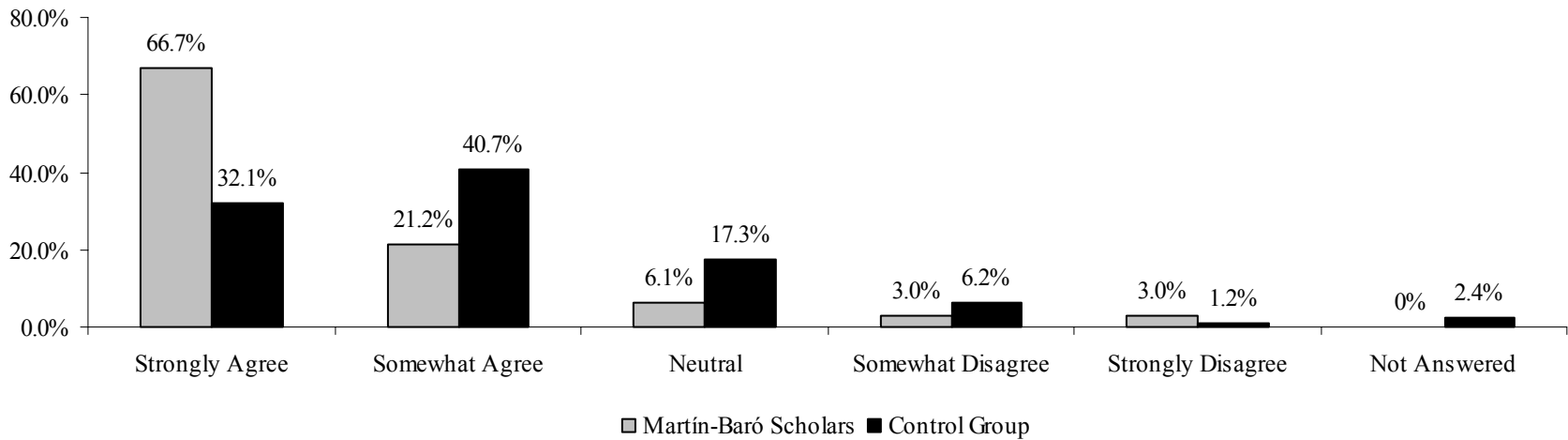
2. The student friendships I have developed in this university have been personally satisfying.

	Martín-Baró Scholars		Control Group	
	N	%	N	%
Strongly Agree	23	69.7%	36	44.4%
Somewhat Agree	5	15.2%	33	40.7%
Neutral	4	12.1%	9	11.1%
Somewhat Disagree	0	0%	2	2.5%
Strongly Disagree	1	3.0%	1	1.2%
Not Answered	0	0%	0	0%



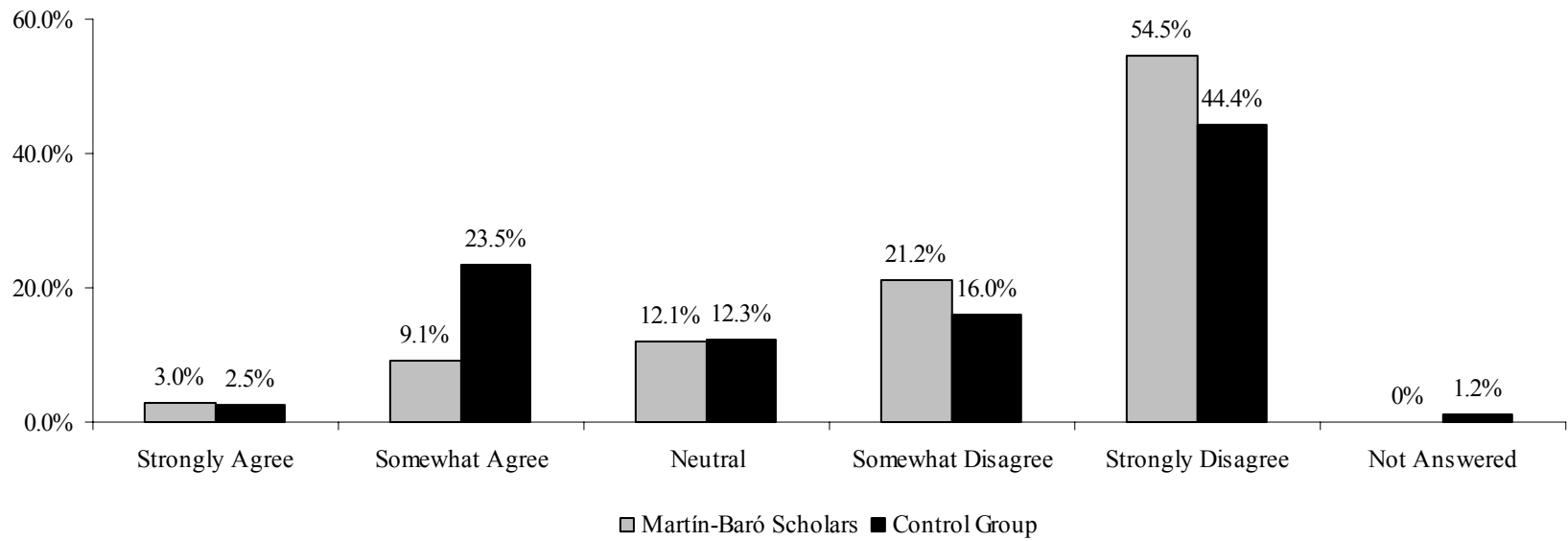
3. My interpersonal relationships with other students had a positive influence on my personal growth, attitudes and values.

	Martín-Baró Scholars		Control Group	
	N	%	N	%
Strongly Agree	22	66.7%	26	32.1%
Somewhat Agree	7	21.2%	33	40.7%
Neutral	2	6.1%	14	17.3%
Somewhat Disagree	1	3.0%	5	6.2%
Strongly Disagree	1	3.0%	1	1.2%
Not Answered	0	0%	2	2.4%



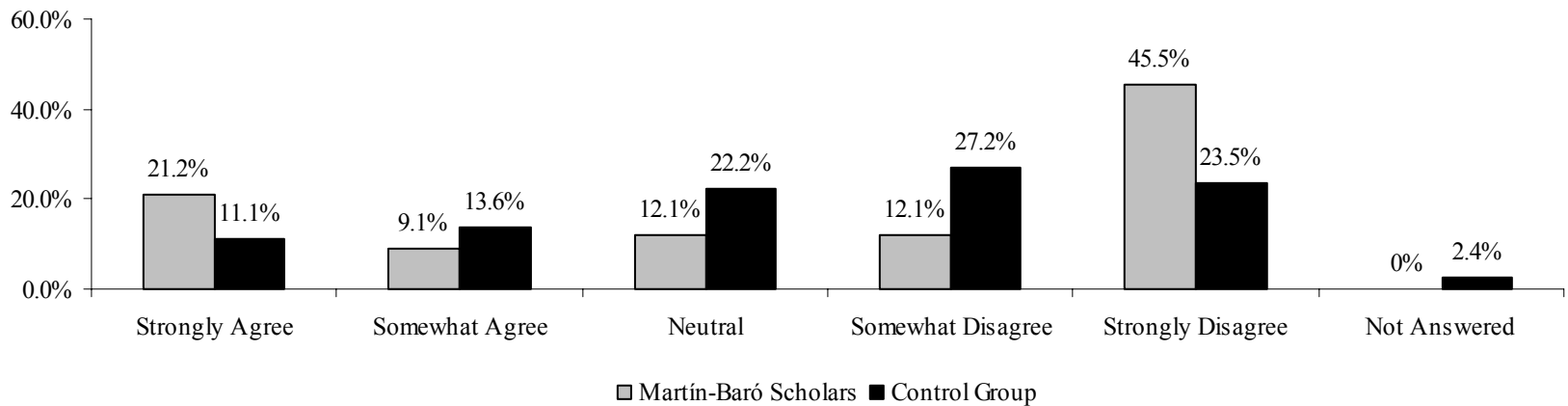
4. It has been difficult for me to meet and make friends with other students.

	Martín-Baró Scholars		Control Group	
	N	%	N	%
Strongly Agree	1	3.0%	2	2.5%
Somewhat Agree	3	9.1%	19	23.5%
Neutral	4	12.1%	10	12.3%
Somewhat Disagree	7	21.2%	13	16.0%
Strongly Disagree	18	54.5%	36	44.4%
Not Answered	0	0%	1	1.2%



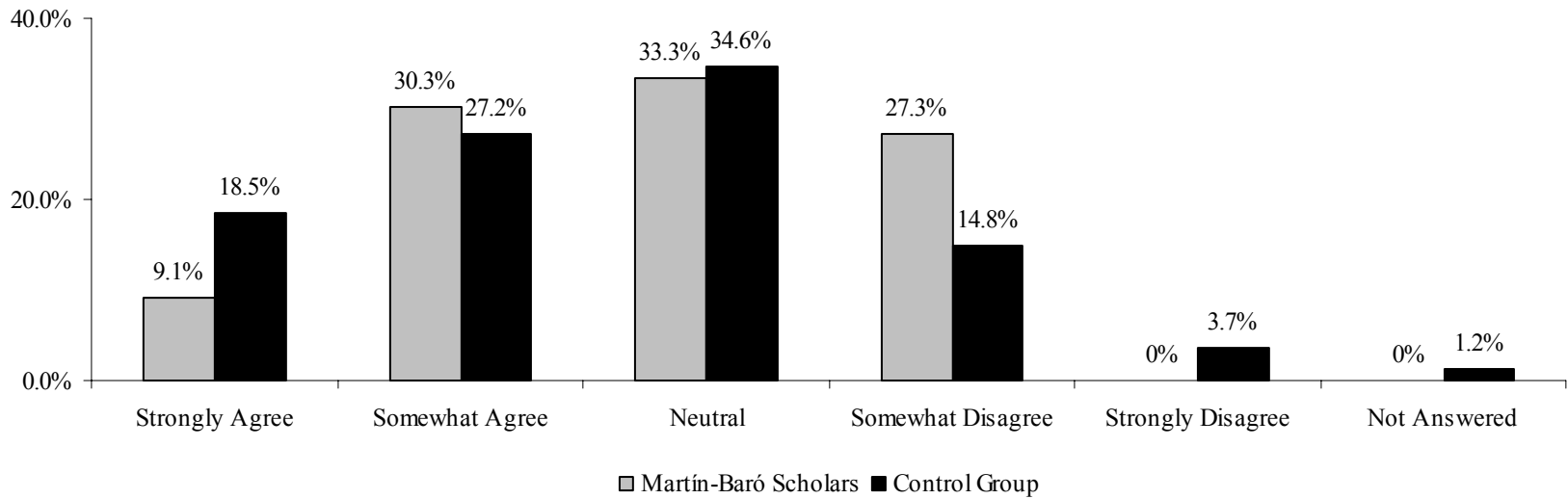
5. Few of the students I know would be willing to listen to me and help me if I had a personal problem.

	Martín-Baró Scholars		Control Group	
	N	%	N	%
Strongly Agree	7	21.2%	9	11.1%
Somewhat Agree	3	9.1%	11	13.6%
Neutral	4	12.1%	18	22.2%
Somewhat Disagree	4	12.1%	22	27.2%
Strongly Disagree	15	45.5%	19	23.5%
Not Answered	0	0%	2	2.4%



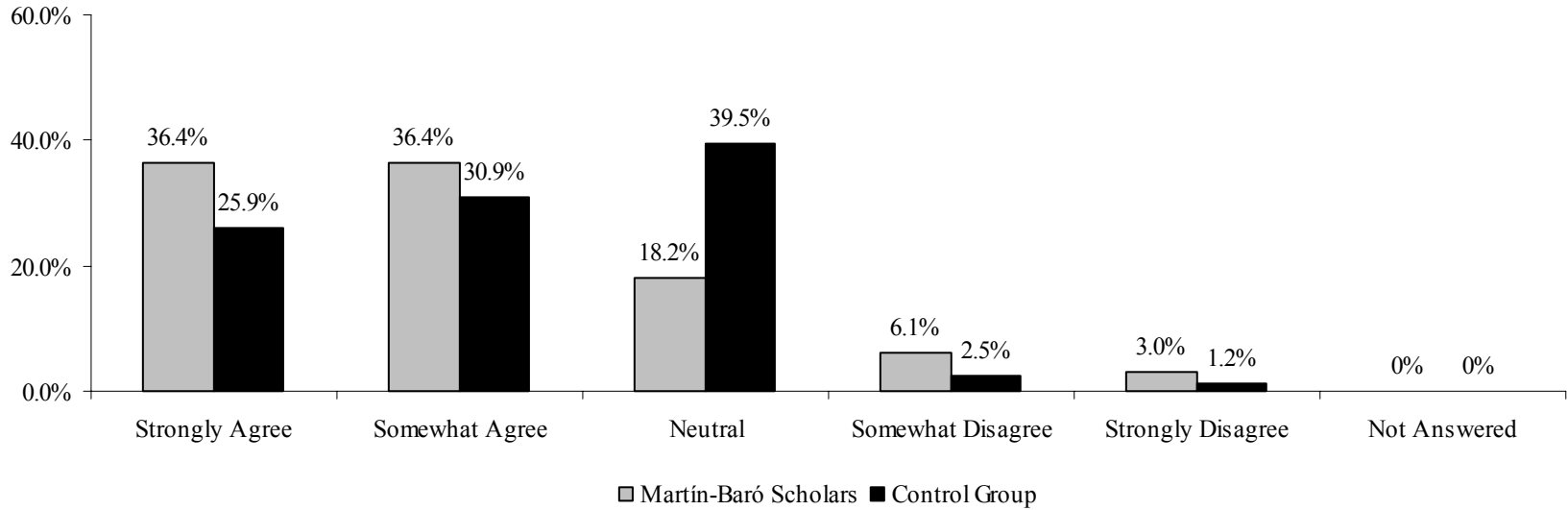
6. Most students at USF have values and attitudes different from my own.

	Martín-Baró Scholars		Control Group	
	N	%	N	%
Strongly Agree	3	9.1%	15	18.5%
Somewhat Agree	10	30.3%	22	27.2%
Neutral	11	33.3%	28	34.6%
Somewhat Disagree	9	27.3%	12	14.8%
Strongly Disagree	0	0%	3	3.7%
Not Answered	0	0%	1	1.2%



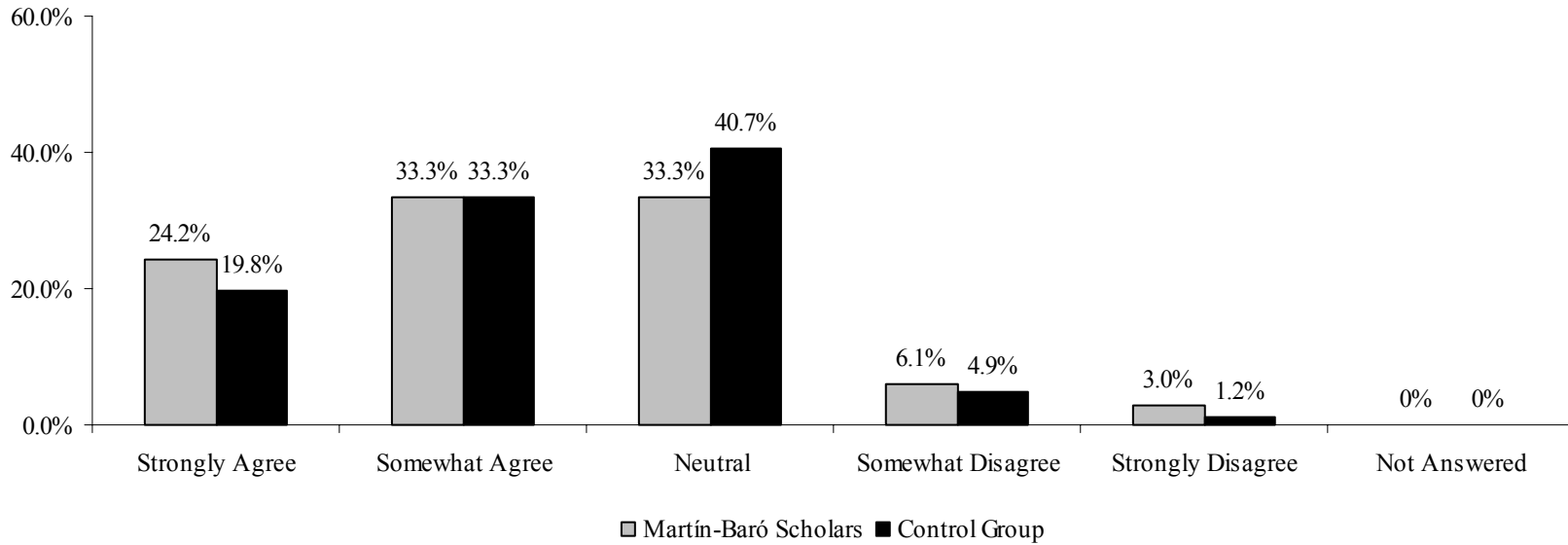
7. My nonclassroom interactions with faculty have had a positive influence on my intellectual growth and interest in ideas

	Martín-Baró Scholars		Control Group	
	N	%	N	%
Strongly Agree	12	36.4%	21	25.9%
Somewhat Agree	12	36.4%	25	30.9%
Neutral	6	18.2%	32	39.5%
Somewhat Disagree	2	6.1%	2	2.5%
Strongly Disagree	1	3.0%	1	1.2%
Not Answered	0	0%	0	0%



8. My nonclassroom interactions with faculty have had a positive influence on my career goals and aspirations.

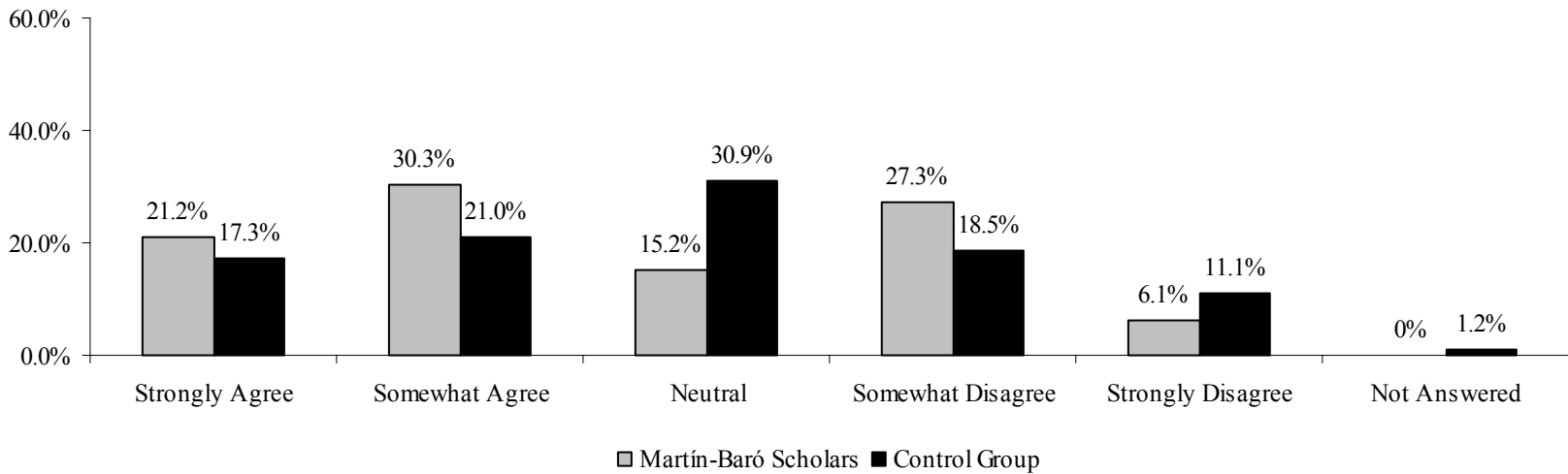
	Martín-Baró Scholars		Control Group	
	N	%	N	%
Strongly Agree	8	24.2%	16	19.8%
Somewhat Agree	11	33.3%	27	33.3%
Neutral	11	33.3%	33	40.7%
Somewhat Disagree	2	6.1%	4	4.9%
Strongly Disagree	1	3.0%	1	1.2%
Not Answered	0	0%	0	0%





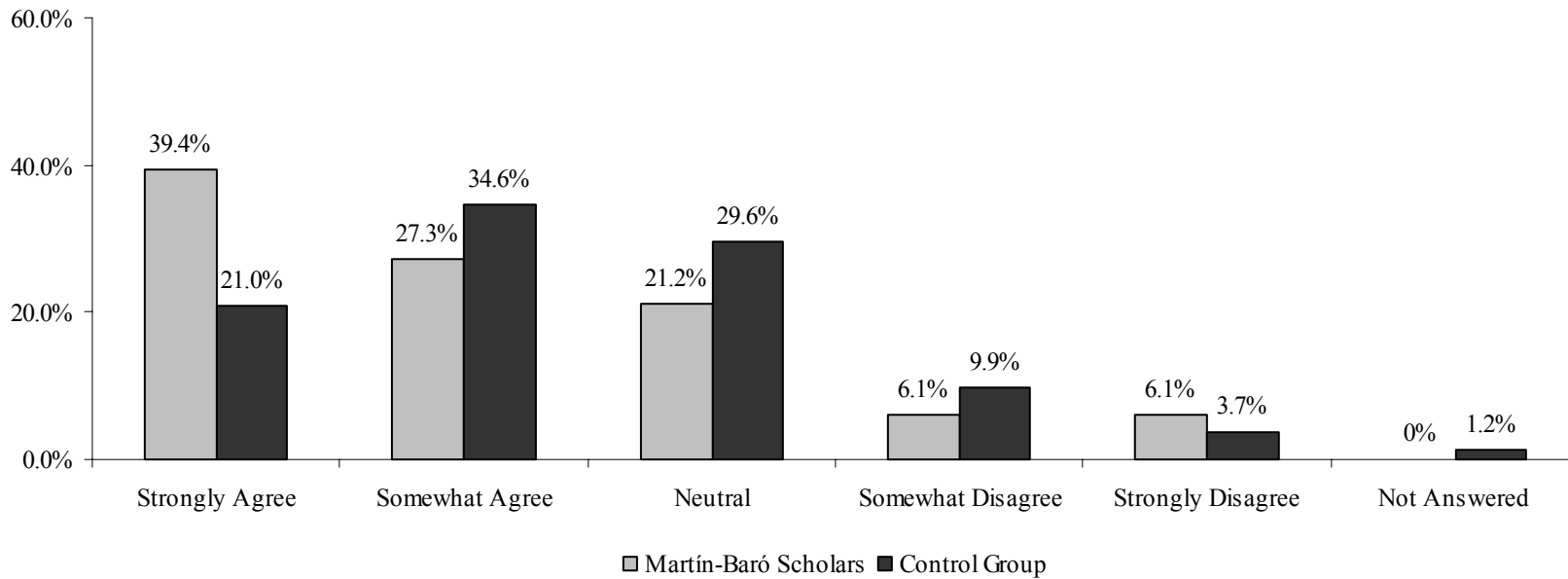
9. Since coming to USF, I have developed a close, personal relationship with at least one faculty member.

	Martín-Baró Scholars		Control Group	
	N	%	N	%
Strongly Agree	7	21.2%	14	17.3%
Somewhat Agree	10	30.3%	17	21.0%
Neutral	5	15.2%	25	30.9%
Somewhat Disagree	9	27.3%	15	18.5%
Strongly Disagree	2	6.1%	9	11.1%
Not Answered	0	0%	1	1.2%



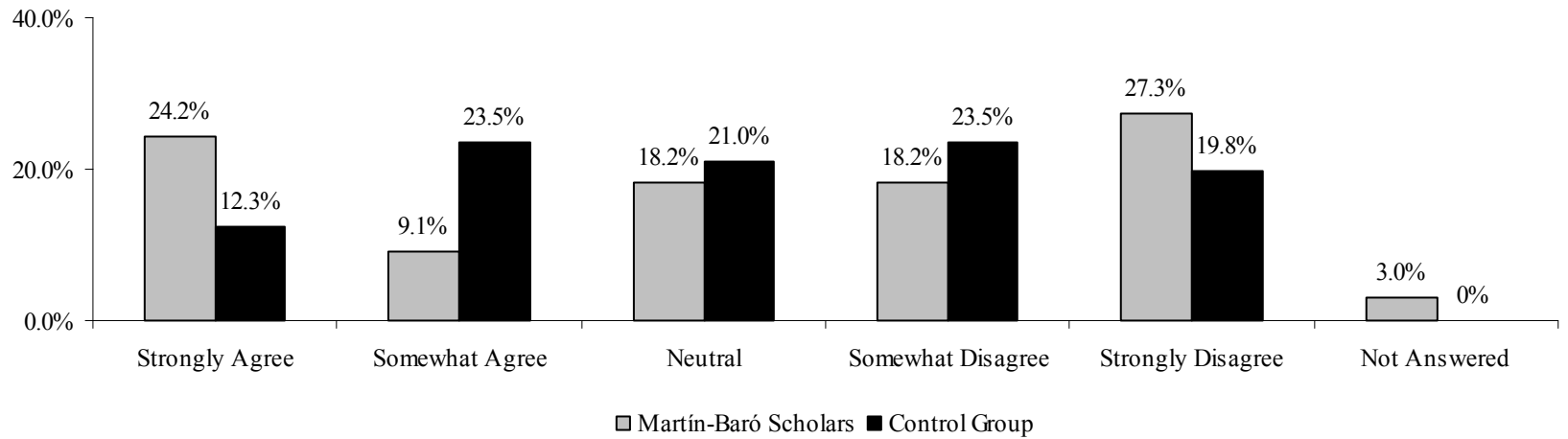
10. I am satisfied with the opportunities to meet and interact informally with faculty members.

	Martín-Baró Scholars		Control Group	
	N	%	N	%
Strongly Agree	13	39.4%	17	21.0%
Somewhat Agree	9	27.3%	28	34.6%
Neutral	7	21.2%	24	29.6%
Somewhat Disagree	2	6.1%	8	9.9%
Strongly Disagree	2	6.1%	3	3.7%
Not Answered	0	0%	1	1.2%



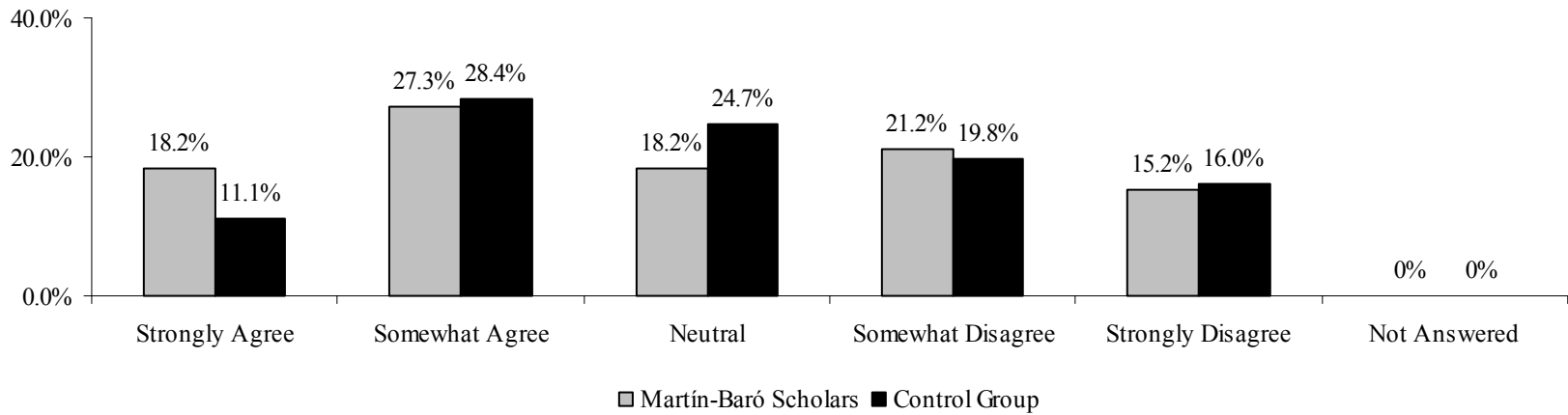
11. Few of the faculty members I have had contact with are generally interested in students.

	Martín-Baró Scholars		Control Group	
	N	%	N	%
Strongly Agree	8	24.2%	10	12.3%
Somewhat Agree	3	9.1%	19	23.5%
Neutral	6	18.2%	17	21.0%
Somewhat Disagree	6	18.2%	19	23.5%
Strongly Disagree	9	27.3%	16	19.8%
Not Answered	1	3.0%	0	0%



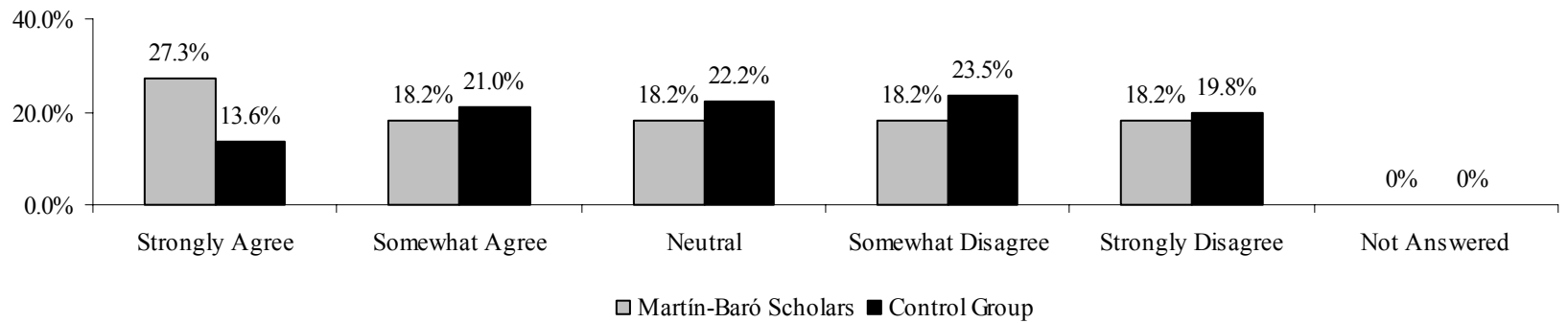
12. Few of the faculty members I have had contact with are generally outstanding or superior teachers.

	Martín-Baró Scholars		Control Group	
	N	%	N	%
Strongly Agree	6	18.2%	9	11.1%
Somewhat Agree	9	27.3%	23	28.4%
Neutral	6	18.2%	20	24.7%
Somewhat Disagree	7	21.2%	16	19.8%
Strongly Disagree	5	15.2%	13	16.0%
Not Answered	0	0%	0	0%



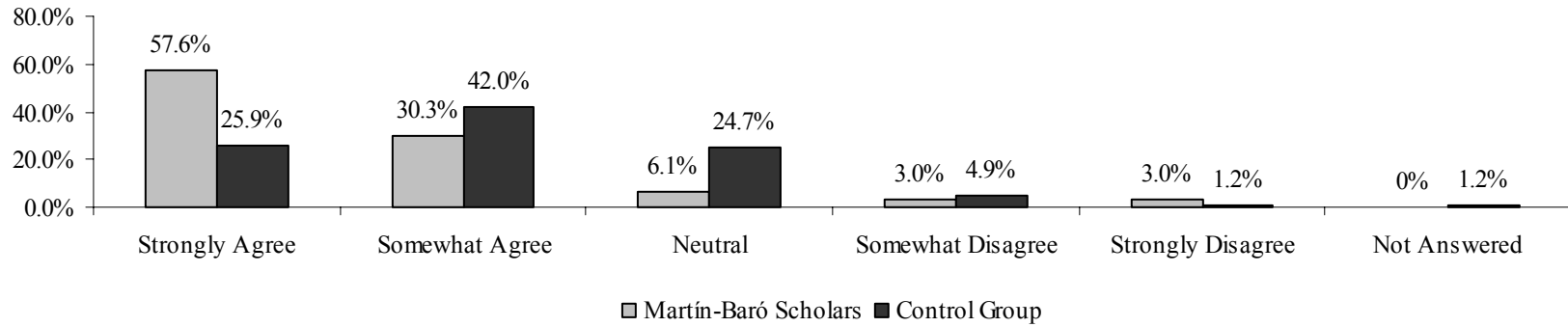
13. Few of the faculty members I have had contact with are willing to spend time outside of class to discuss issues of interest and importance to students.

	Martín-Baró Scholars		Control Group	
	N	%	N	%
Strongly Agree	9	27.3%	11	13.6%
Somewhat Agree	6	18.2%	17	21.0%
Neutral	6	18.2%	18	22.2%
Somewhat Disagree	6	18.2%	19	23.5%
Strongly Disagree	6	18.2%	16	19.8%
Not Answered	0	0%	0	0%



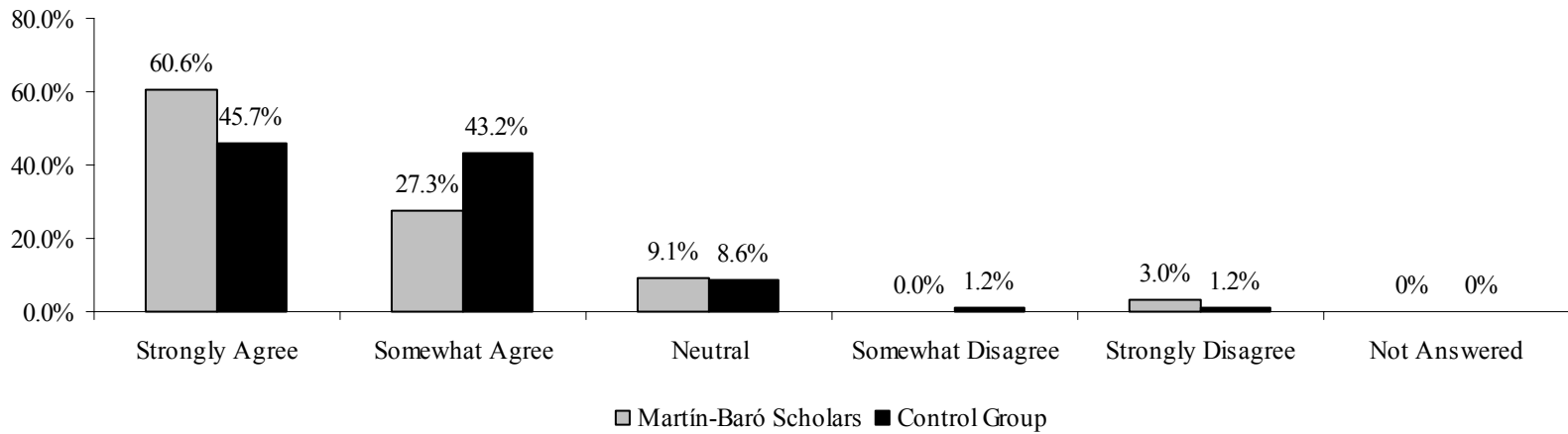
14. Most of the faculty members I have had contact with are interested in helping students grow in more than just academic areas.

	Martín-Baró Scholars		Control Group	
	N	%	N	%
Strongly Agree	19	57.6%	21	25.9%
Somewhat Agree	10	30.3%	34	42.0%
Neutral	2	6.1%	20	24.7%
Somewhat Disagree	1	3.0%	4	4.9%
Strongly Disagree	1	3.0%	1	1.2%
Not Answered	0	0%	1	1.2%



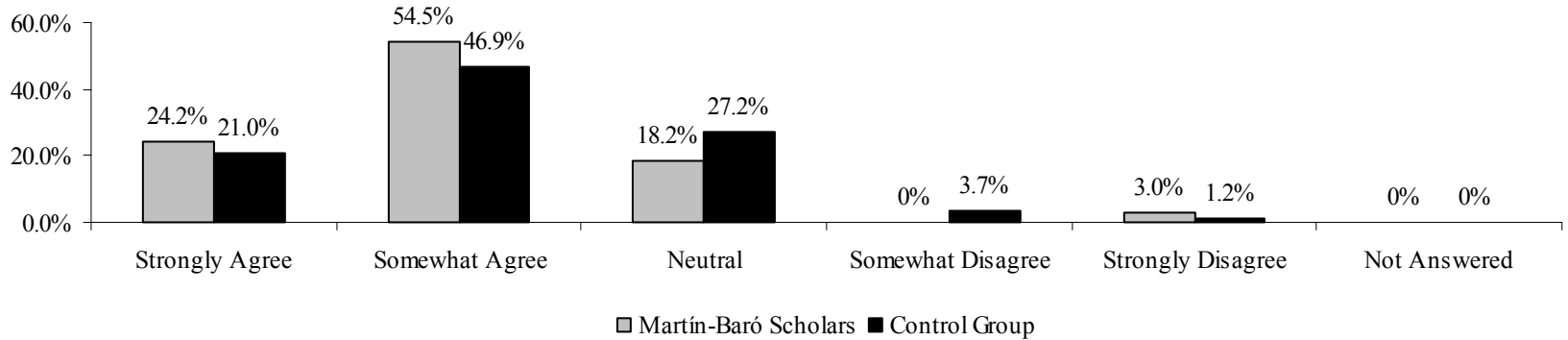
15. Most faculty members I have had contact with are genuinely interested in teaching.

	Martín-Baró Scholars		Control Group	
	N	%	N	%
Strongly Agree	20	60.6%	37	45.7%
Somewhat Agree	9	27.3%	35	43.2%
Neutral	3	9.1%	7	8.6%
Somewhat Disagree	0	0%	1	1.2%
Strongly Disagree	1	3.0%	1	1.2%
Not Answered	0	0%	0	0%



16. I am satisfied with the extent of my intellectual development since enrolling at this university.

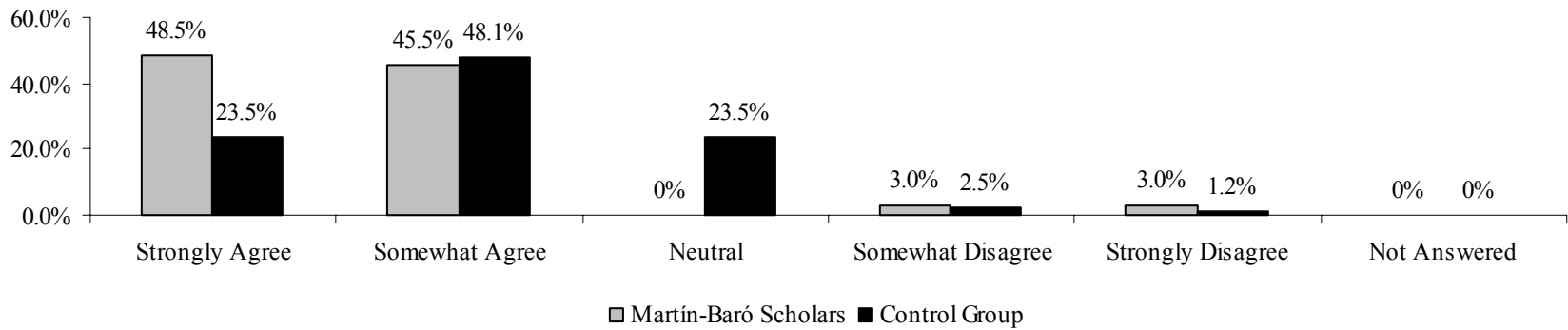
	Martín-Baró Scholars		Control Group	
	N	%	N	%
Strongly Agree	8	24.2%	17	21.0%
Somewhat Agree	18	54.5%	38	46.9%
Neutral	6	18.2%	22	27.2%
Somewhat Disagree	0	0%	3	3.7%
Strongly Disagree	1	3.0%	1	1.2%
Not Answered	0	0%	0	0%





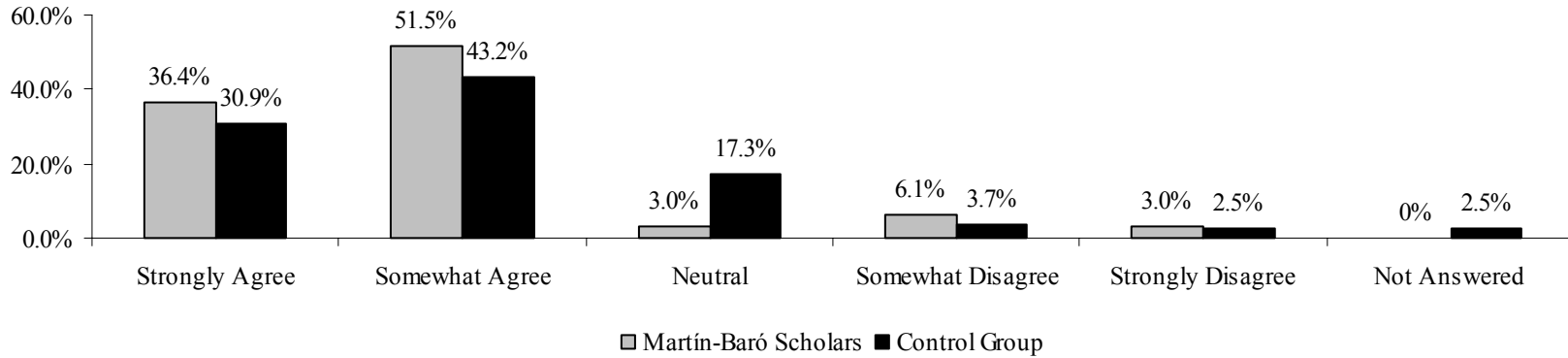
17. My academic experience has had a positive influence on my intellectual growth and interest in ideas.

	Martín-Baró Scholars		Control Group	
	N	%	N	%
Strongly Agree	16	48.5%	19	23.5%
Somewhat Agree	15	45.5%	39	48.1%
Neutral	0	0%	19	23.5%
Somewhat Disagree	1	3.0%	2	2.5%
Strongly Disagree	1	3.0%	1	1.2%
Not Answered	0	0%	0	0%



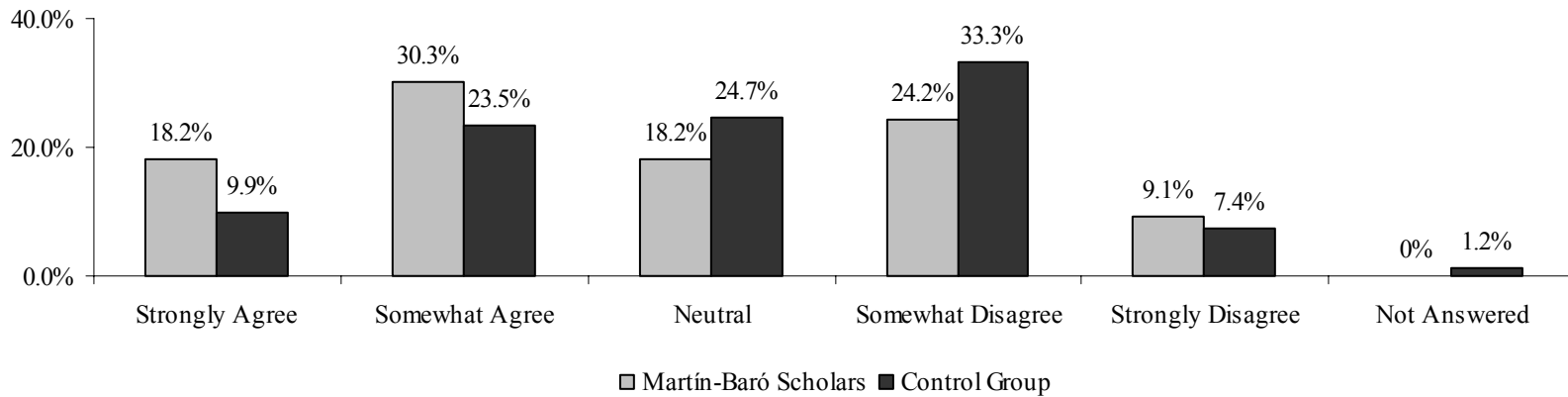
18. I am satisfied with my academic experience at USF.

	Martín-Baró Scholars		Control Group	
	N	%	N	%
Strongly Agree	12	36.4%	25	30.9%
Somewhat Agree	17	51.5%	35	43.2%
Neutral	1	3.0%	14	17.3%
Somewhat Disagree	2	6.1%	3	3.7%
Strongly Disagree	1	3.0%	2	2.5%
Not Answered	0	0%	2	2.5%



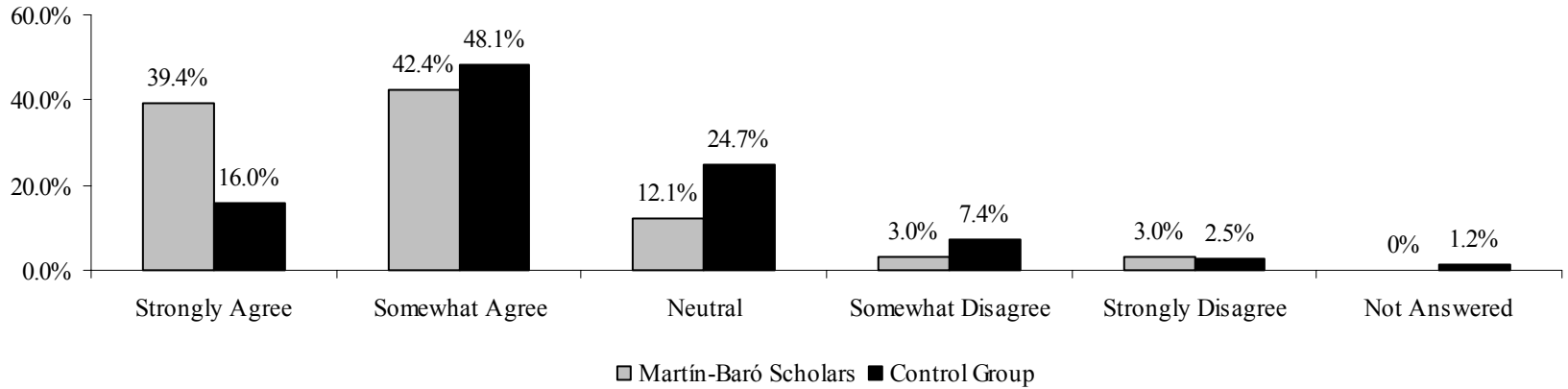
19. Few of my courses this year have been intellectually stimulating.

	Martín-Baró Scholars		Control Group	
	N	%	N	%
Strongly Agree	6	18.2%	8	9.9%
Somewhat Agree	10	30.3%	19	23.5%
Neutral	6	18.2%	20	24.7%
Somewhat Disagree	8	24.2%	27	33.3%
Strongly Disagree	3	9.1%	6	7.4%
Not Answered	0	0%	1	1.2%



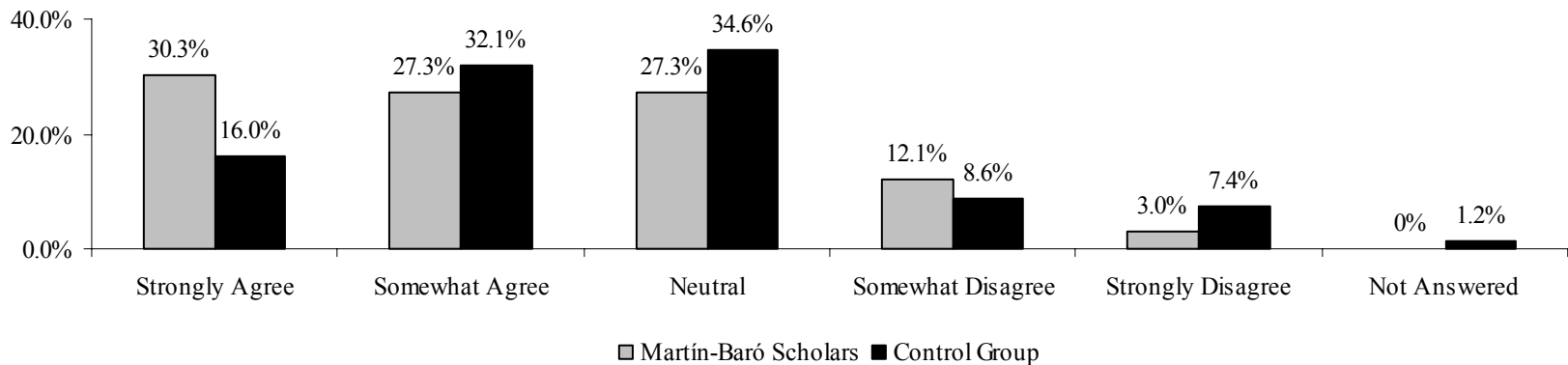
20. My interest in ideas and intellectual matters has increased since coming to this university.

	Martín-Baró Scholars		Control Group	
	N	%	N	%
Strongly Agree	13	39.4%	13	16.0%
Somewhat Agree	14	42.4%	39	48.1%
Neutral	4	12.1%	20	24.7%
Somewhat Disagree	1	3.0%	6	7.4%
Strongly Disagree	1	3.0%	2	2.5%
Not Answered	0	0%	1	1.2%



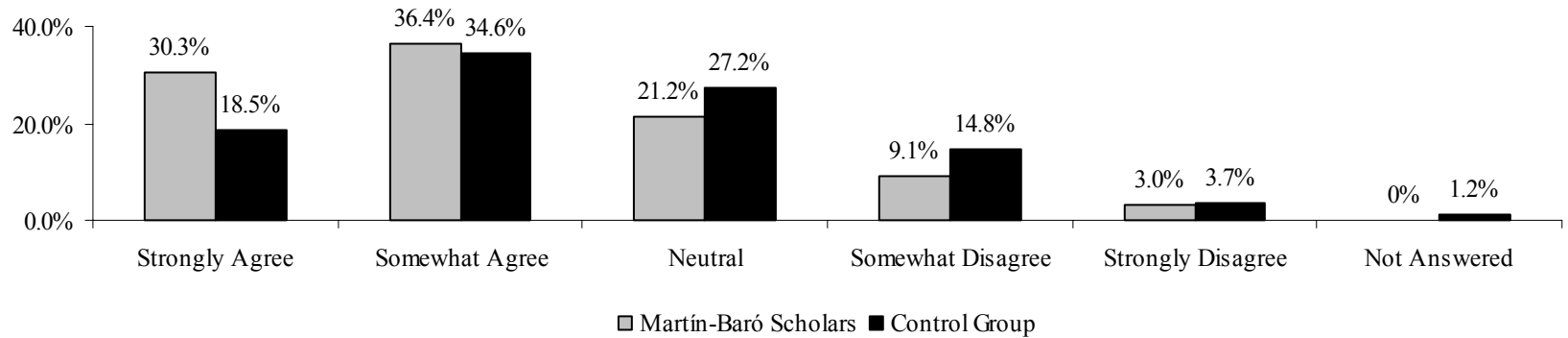
21. I am more likely to attend a cultural event (for example, a concert, lecture or art show) now than I was before coming to USF.

	Martín-Baró Scholars		Control Group	
	N	%	N	%
Strongly Agree	10	30.3%	13	16.0%
Somewhat Agree	9	27.3%	26	32.1%
Neutral	9	27.3%	28	34.6%
Somewhat Disagree	4	12.1%	7	8.6%
Strongly Disagree	1	3.0%	6	7.4%
Not Answered	0	0%	1	1.2%



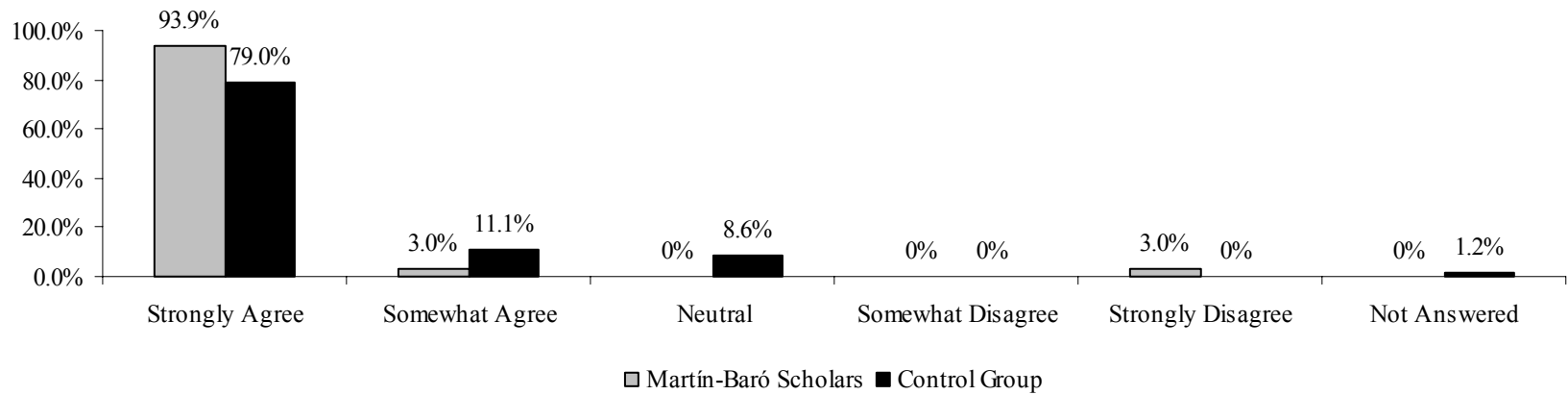
22. I have performed academically as well as I anticipated I would.

	Martín-Baró Scholars		Control Group	
	N	%	N	%
Strongly Agree	10	30.3%	15	18.5%
Somewhat Agree	12	36.4%	28	34.6%
Neutral	7	21.2%	22	27.2%
Somewhat Disagree	3	9.1%	12	14.8%
Strongly Disagree	1	3.0%	3	3.7%
Not Answered	0	0%	1	1.2%



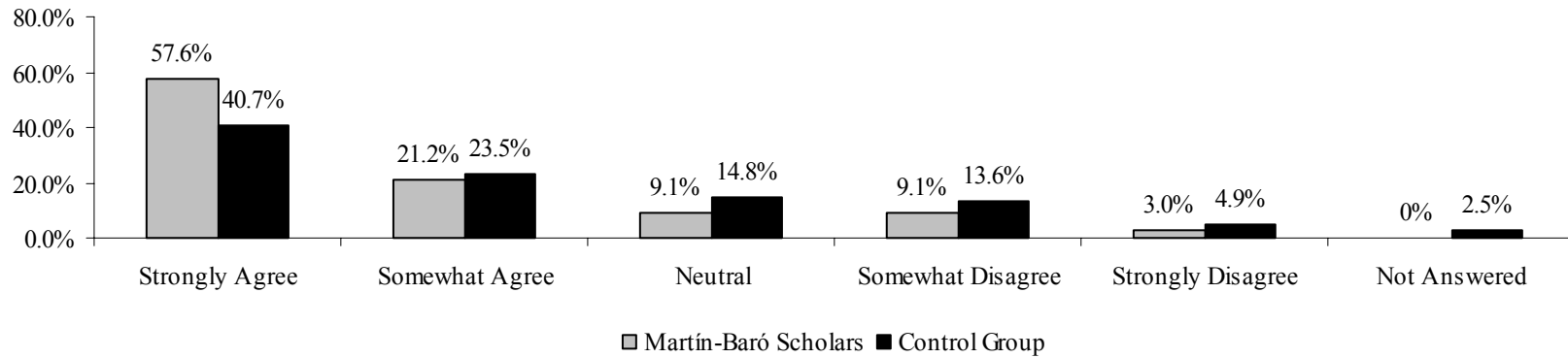
23. It is important to me to graduate from college.

	Martín-Baró Scholars		Control Group	
	N	%	N	%
Strongly Agree	31	93.9%	64	79.0%
Somewhat Agree	1	3.0%	9	11.1%
Neutral	0	0%	7	8.6%
Somewhat Disagree	0	0%	0	0%
Strongly Disagree	1	3.0%	0	0%
Not Answered	0	0%	1	1.2%



24. I am confident that I made the right decision in choosing to attend USF.

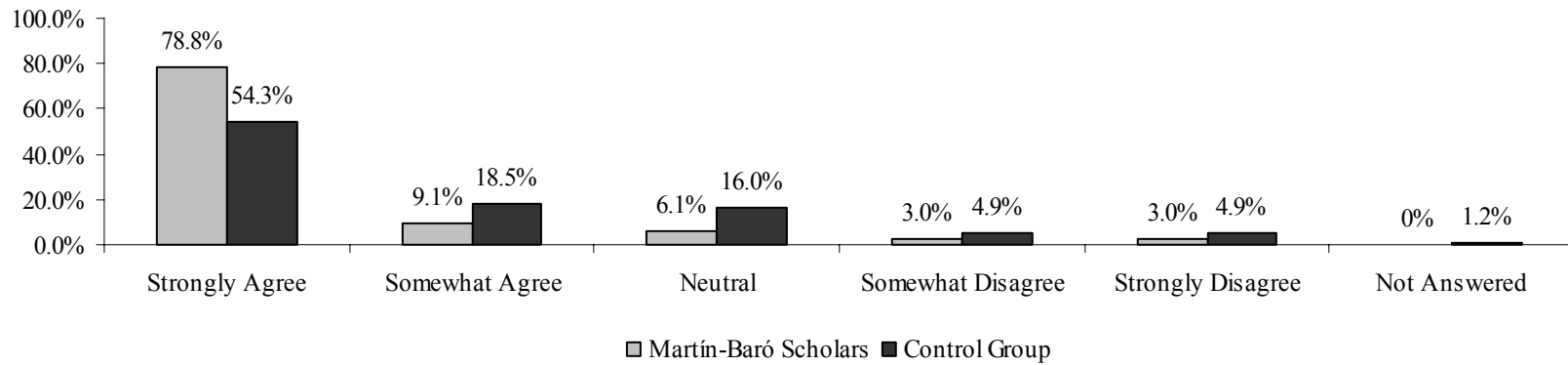
	Martín-Baró Scholars		Control Group	
	N	%	N	%
Strongly Agree	19	57.6%	33	40.7%
Somewhat Agree	7	21.2%	19	23.5%
Neutral	3	9.1%	12	14.8%
Somewhat Disagree	3	9.1%	11	13.6%
Strongly Disagree	1	3.0%	4	4.9%
Not Answered	0	0%	2	2.5%





25. It is likely that I will register at USF next fall.

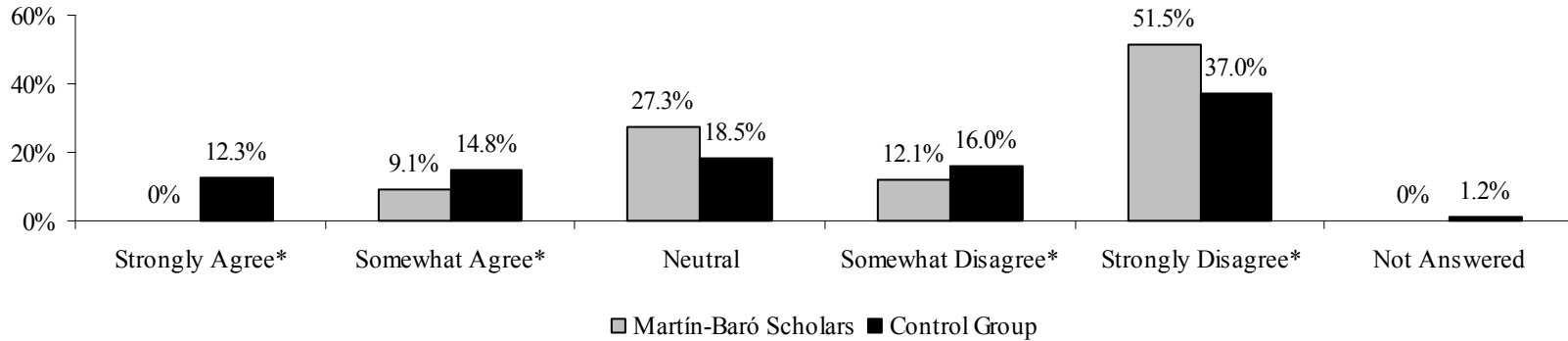
	Martín-Baró Scholars		Control Group	
	N	%	N	%
Strongly Agree	26	78.8%	44	54.3%
Somewhat Agree	3	9.1%	15	18.5%
Neutral	2	6.1%	13	16.0%
Somewhat Disagree	1	3.0%	4	4.9%
Strongly Disagree	1	3.0%	4	4.9%
Not Answered	0	0%	1	1.2%



26. It is not important to me to graduate from this university.

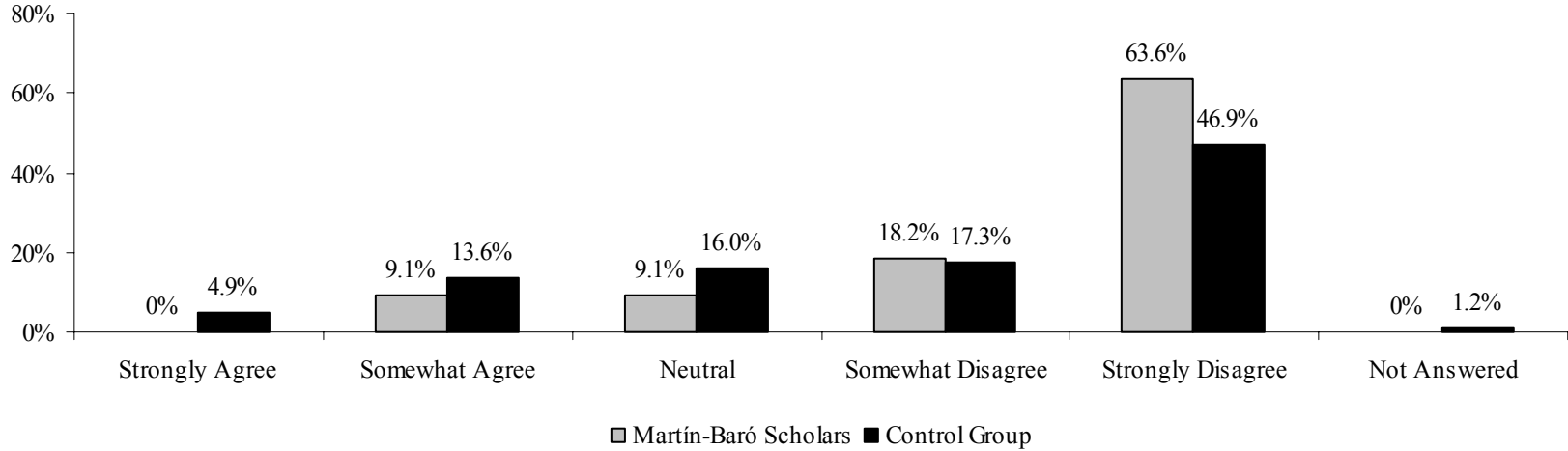
	Martín-Baró Scholars		Control Group	
	N	%	N	%
Strongly Agree*	0	0%	10	12.3%
Somewhat Agree*	3	9.1%	12	14.8%
Neutral	9	27.3%	15	18.5%
Somewhat Disagree*	4	12.1%	13	16.0%
Strongly Disagree*	17	51.5%	30	37.0%
Not Answered	0	0%	1	1.2%

\*statistically significant at the .05 level with collapsed categories (strongly agree/somewhat agree and somewhat disagree/disagree)



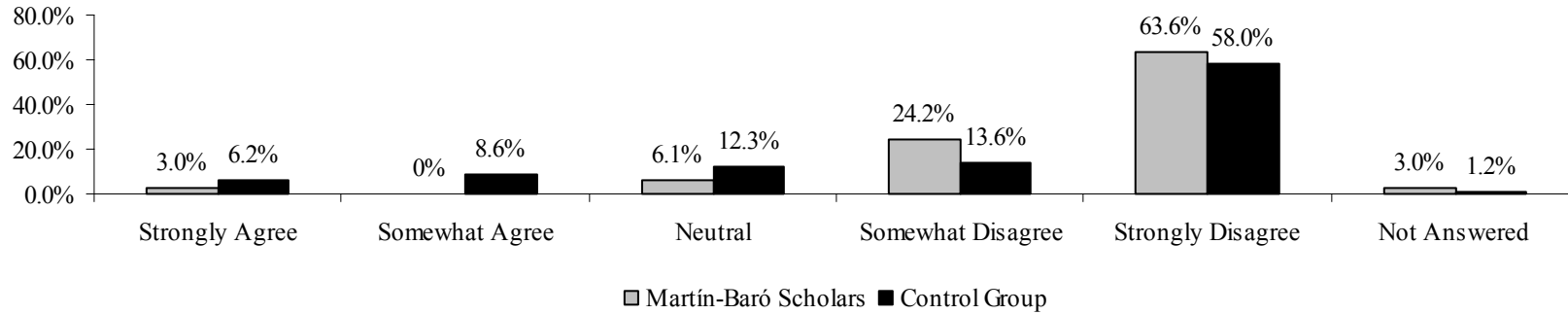
27. I have no idea at all what I want to major in.

	Martín-Baró Scholars		Control Group	
	N	%	N	%
Strongly Agree	0	0%	4	4.9%
Somewhat Agree	3	9.1%	11	13.6%
Neutral	3	9.1%	13	16.0%
Somewhat Disagree	6	18.2%	14	17.3%
Strongly Disagree	21	63.6%	38	46.9%
Not Answered	0	0%	1	1.2%



28. Getting good grades is not important to me.

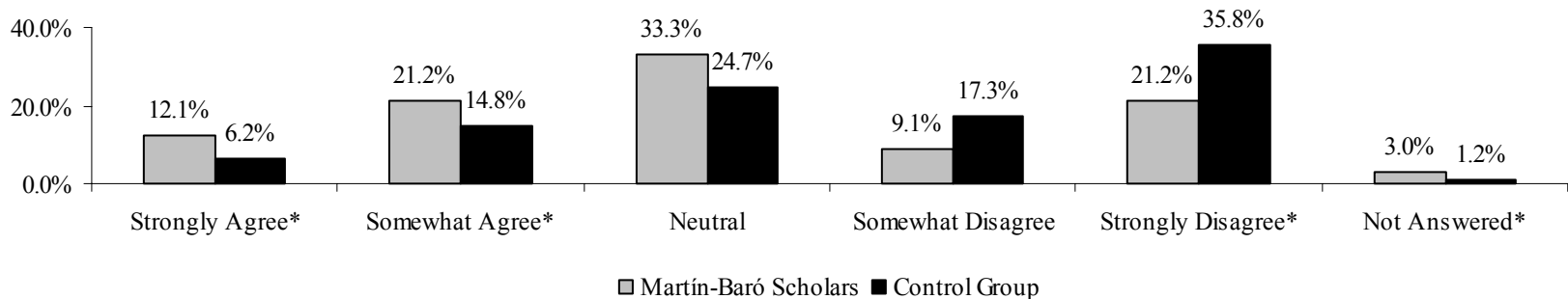
	Martín-Baró Scholars		Control Group	
	N	%	N	%
Strongly Agree	1	3.0%	5	6.2%
Somewhat Agree	0	0%	7	8.6%
Neutral	2	6.1%	10	12.3%
Somewhat Disagree	8	24.2%	11	13.6%
Strongly Disagree	21	63.6%	47	58.0%
Not Answered	1	3.0%	1	1.2%



29. Since coming to USF, I have participated in a career planning program.

	Martín-Baró Scholars		Control Group	
	N	%	N	%
Strongly Agree*	4	12.1%	5	6.2%
Somewhat Agree*	7	21.2%	12	14.8%
Neutral	11	33.3%	20	24.7%
Somewhat Disagree	3	9.1%	14	17.3%
Strongly Disagree*	7	21.2%	29	35.8%
Not Answered*	1	3.0%	1	1.2%

\*statistically significant at the .05 level with collapsed categories (strongly agree/somewhat agree and somewhat disagree/disagree)



30. I am reasonably clear about my career goals.

	Martín-Baró Scholars		Control Group	
	N	%	N	%
Strongly Agree	12	36.4%	28	34.6%
Somewhat Agree	14	42.4%	21	25.9%
Neutral	4	12.1%	18	22.2%
Somewhat Disagree	3	9.1%	7	8.6%
Strongly Disagree	0	0%	6	7.4%
Not Answered	0	0%	1	1.2%

