



STUDENT ENGAGEMENT AND WORK EXPERIENCES
GRADUATING STUDENT SURVEY PILOT REPORT
Office of Assessment and Accreditation Support
08 February 2018

General Information about the Survey

Purpose: The objective of the Graduating Student Survey is to capture graduating students' perception of their student experience. The survey asks students about the preparation they received in a variety of knowledge and skills, their values, ideals, and perspectives relative to people who are different from themselves, and co-curricular contributions to their experience. This report focuses on the Graduating Student Survey components related to student engagement and work experiences. Two accompanying reports focus on components related to student success and mission alignment, and post-graduation plans.

Originators: Office of Assessment and Accreditation Support

Data Collection

Sample: 350 graduating students

Instrument: Qualtrics

Period: February 18th, 2017 - January 8th, 2018

Results

The results reported in the narrative are for all participants and the results reported in the figures are broken down by college/school (College of Arts and Sciences [CAS], School of Management [SOM], School of Nursing and Health Professions [SONHP], and School of Education [SOE]). Each figure provides a comparison between the University of San Francisco (USF) as a whole and the college/school.

The School of Law (SOL) is not included in this report due to the low sample size ($n = 1$).

Suggestions for Use

This report is recommended for distribution to the following stakeholders:

- Office of the Provost
- Deans and Associate Deans
- Priscilla A. Scotlan Career Services Center
- Student Leadership and Engagement
- Director of Athletics

Included in this Report

- Quantitative data with accompanying figures
- Qualitative responses

Not Included in this Report

- Appendix A – Employer and Title/Position
- Appendix B – Graduate School, Degree, & Program
- Appendix C – Final Comments

SUMMARY

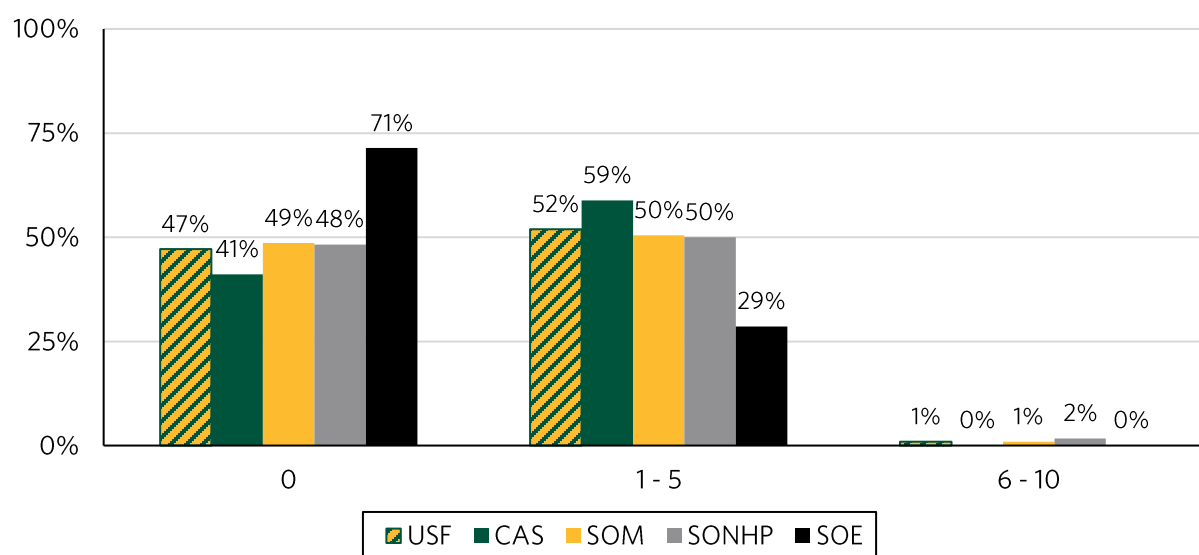
- Graduating students reported moderate extra-curricular engagement, with about 50% indicating they belonged to at least one club or organization during their time at USF.
- More than 25% of graduating students indicated they attended athletic events. Of those participants who indicated they did not attend athletic events, the highest proportion reported they had no interest in attending athletic events. The qualitative comments further suggested that distance is an additional factor in not attending athletic events.
- More than 50% of graduating students reported volunteering, nearly 50% reported participating in student leadership and internships, and about 25% reported studying abroad during their time at USF. There was variability among the colleges/school.
- More than 75% of graduating students indicated they held a job during their time at USF. More than 50% indicated that job was off-campus. Although there was variability based on college/school, the highest proportion of participants indicated they worked 11 – 20 hours per week.

STUDENT ENGAGEMENT

Clubs and Organizations

Participants reported the number of clubs and/or organizations to which they belonged to during their time at USF using the following response options: 0, 1 – 5, 6 – 10, and 11 or more.

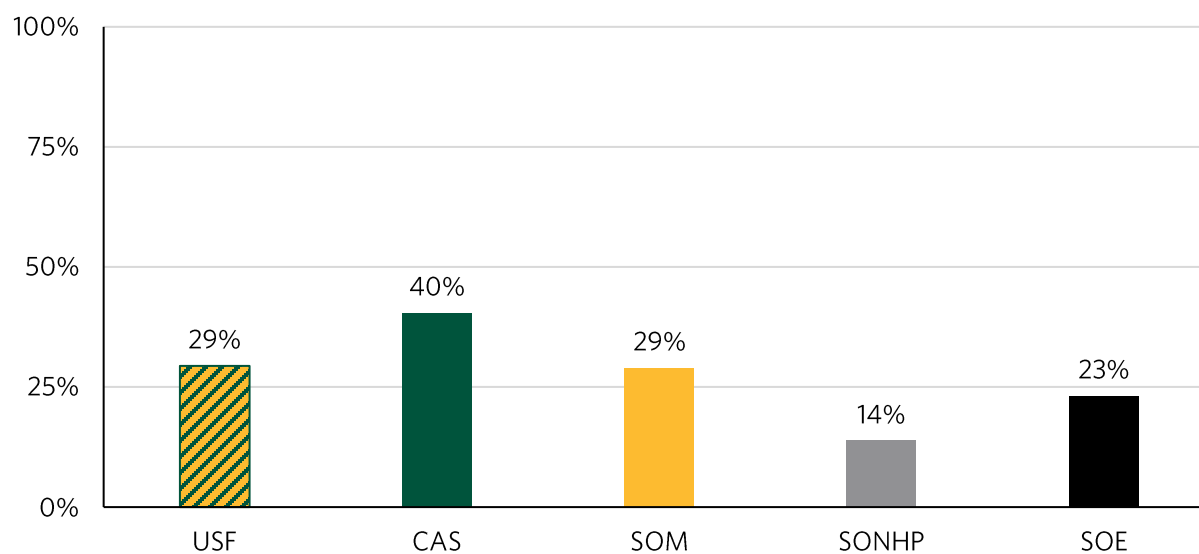
- The highest proportion of participants (52%) indicated they belonged to 1 – 5 clubs and/or organizations.



Athletic Events

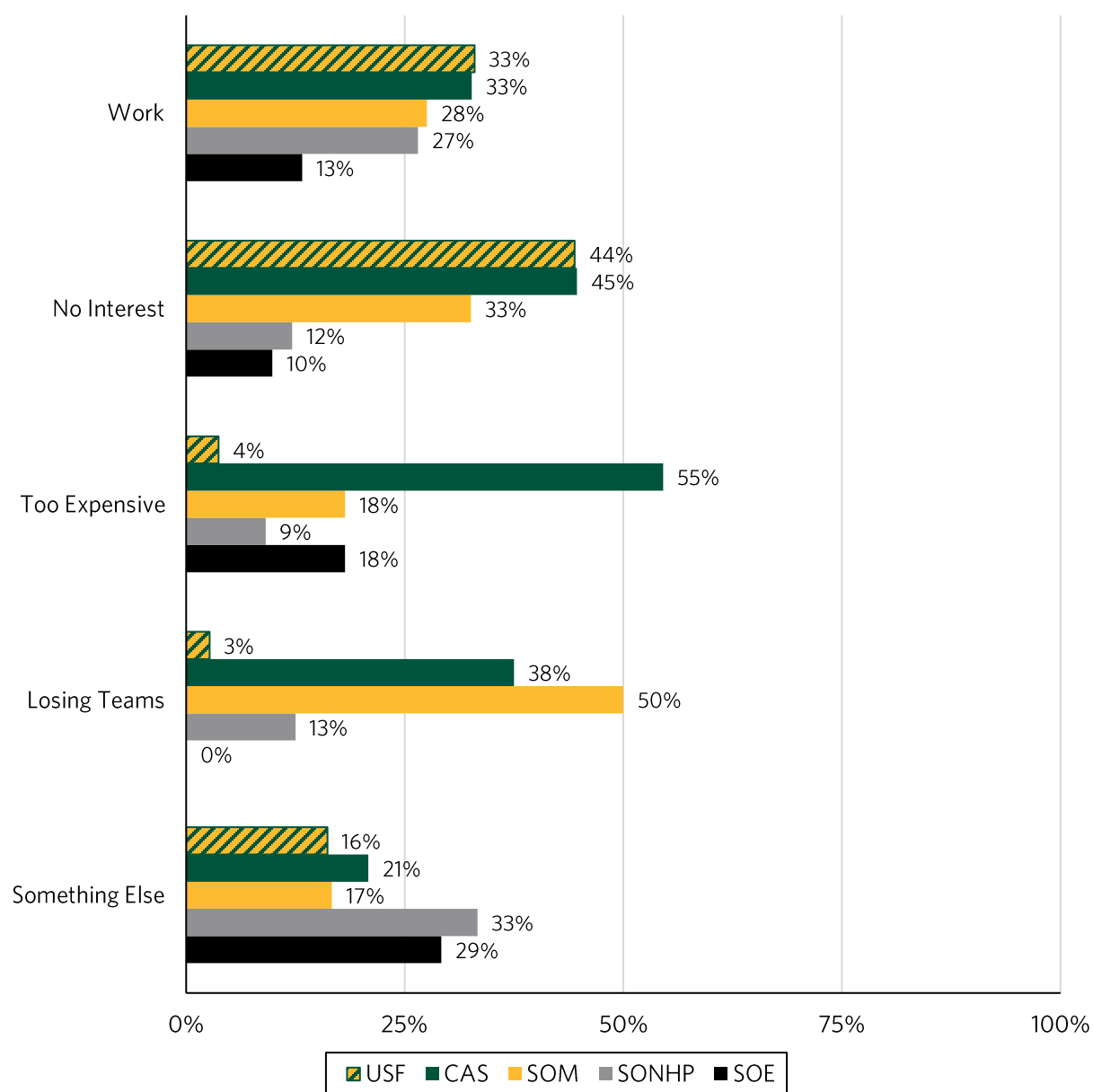
Participants reported if they attended any athletic events during their time at USF (1 = Yes, 0 = No).

- 29% of participants indicated they attended athletic events.



Participants who indicated they did not attend athletic events during their time at USF were asked to provide a reason why not using the following response options: work, no interest, too expensive, losing teams, or something else.

- The highest proportion of participants (44%) indicated they did not attend athletic events because they had **no interest**.



Participants who answered “**something else**” were provided with an opportunity to write in a response. Verbatim responses are provided below with degree, major, and graduation semester and year in brackets.

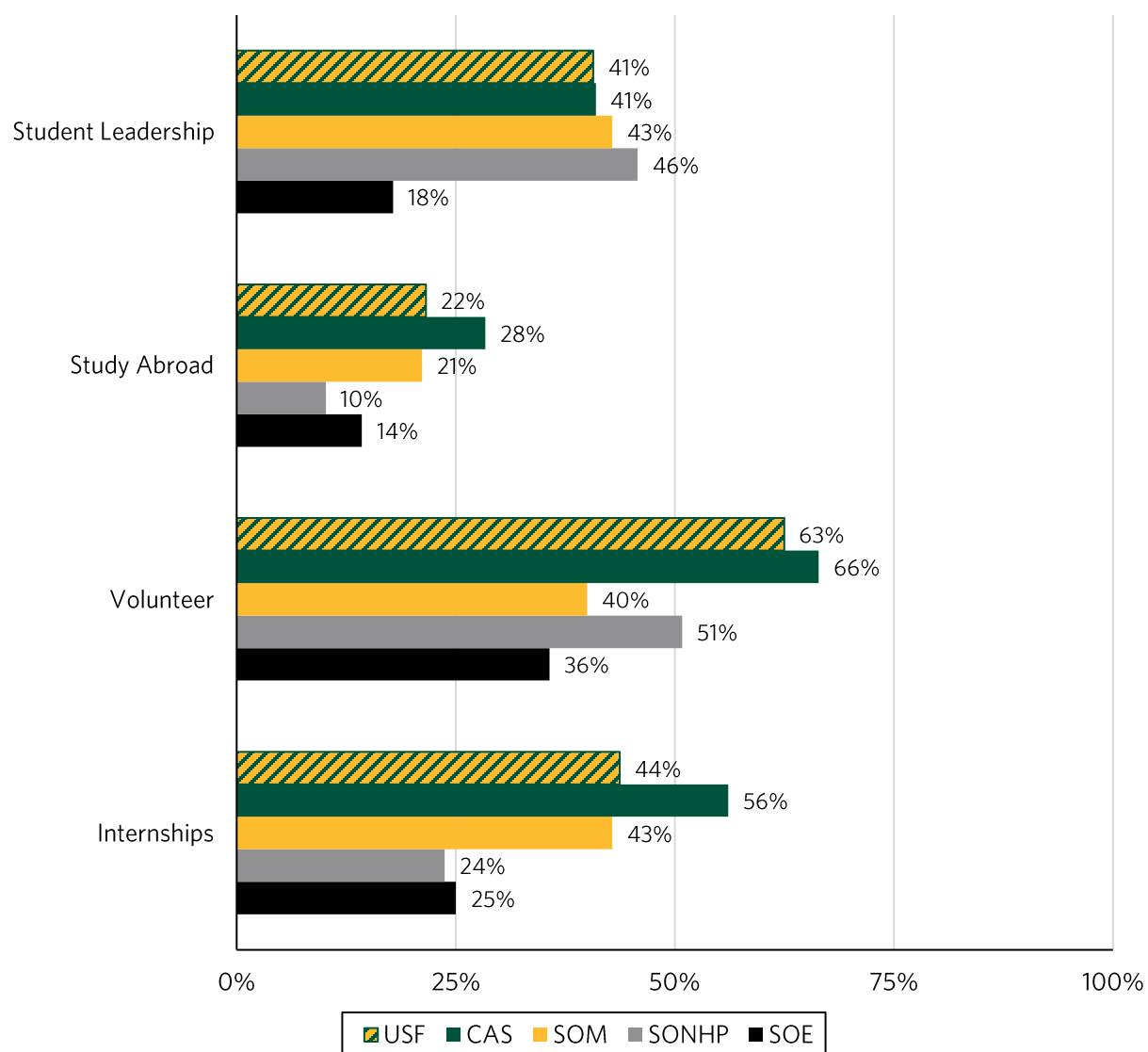
- As a slightly older transfer student, I felt little connection to USF [BA Japanese Studies, Fall (December) 2017 - 2018]
- Branch Campus [BSN Nursing, Fall (December) 2017 - 2018]
- Busy with nursing [ME/MSN Nursing for Non-Nurses, Fall (December) 2017 - 2018]
- Distance and work [BSBA Business Administration, Spring (May) 2017 - 2018]
- Don't know how [BSBA International Business, Fall (December) 2017 - 2018]
- Everything is in SF and I attend Sacramento satellite campus. Most events on campus are during the week - which I work during the week. [MPA Public Administration, Spring (May) 2017 - 2018]
- Far from home [MA International & Multicultural Education, Spring (May) 2017 - 2018]
- Graduate student off-campus [DNP Doctor of Nursing Practice, Fall (December) 2016 - 2017]
- Had to study and keep up with my studies and attend to family life. [ME/MSN Nursing for Non-Nurses, Fall (December) 2017 - 2018]
- I am an online only student and live a considerable distance away [RN-MSN Nursing for Registered Nurses, Spring (May) 2017 - 2018]
- I live in Placer County, too far from USF. [BSBA Business Administration, Fall (December) 2017 - 2018]
- I wasn't at the main campus [MA Teaching, Spring (May) 2017 - 2018]
- I wasn't in the city. [MA Teaching, Spring (May) 2017 - 2018]
- I went to two games. There was never anybody else there, so if you went you were the only person in the crowd. Not as exciting if there aren't people around you who are also pumped. [BA Sociology, Spring (May) 2017 - 2018]
- I worked on campus, so I did feel engaged at USF, but didn't have capacity to get involved elsewhere. [MA Educational Technology, Spring (May) 2017 - 2018]
- I'm not on main campus and have no desire to watch college sports, especially if I have to drive all the way from Santa Rosa. [MA Marriage & Family Therapy, Spring (May) 2017 - 2018]
- Live in the East Bay and commuting just for sports wasn't worth it [MA Museum Studies, Fall (December) 2017 - 2018]
- Live too far away (Sacramento) [MPA Public Administration, Spring (May) 2017 - 2018]
- Live too far away and I only bike. [MA Higher Education & Student Affairs, Spring (May) 2017 - 2018]
- Live in San Jose [BSBA Business Administration, Fall (December) 2016 - 2017]
- Location [MPH Public Health, Fall (December) 2016 - 2017]
- Mental health issues [BA Media Studies, Spring (May) 2017 - 2018]

- No athletic events at branch campus in SoCal [ME/MSN Nursing for Non-Nurses, Fall (December) 2017 - 2018]
- Not much time [BSBA Finance, Fall (December) 2017 - 2018]
- No one to go with to [MS Computer Science, Spring (May) 2017 - 2018]
- No opportunity [BSBA Finance, Spring (May) 2018 - 2019]
- No time [BSBA Business Administration, Spring (May) 2017 - 2018]
- No time [ME/MSN Nursing for Non-Nurses, Fall (December) 2017 - 2018]
- Older adult learner [RN-MSN Nursing Online, Spring (May) 2018 - 2019]
- Online [RN-MSN Nursing Online, Fall (December) 2017 - 2018]
- Online Program - Live in San Diego [MPA Public Administration, Fall (December) 2017 - 2018]
- Online student [MPA Public Administration, Spring (May) 2017 - 2018]
- Online student [MA TESOL, Fall (December) 2016 - 2017]
- Online student [MPA Public Administration, Fall (December) 2017 - 2018]
- Online student live in Oregon [RN-MSN Nursing Online, Fall (December) 2017 - 2018]
- Out of state - online education [RN-MSN Nursing for Registered Nurses, Fall (December) 2017 - 2018]
- Students not engaged, not fun [BA Psychology, Spring (May) 2017 - 2018]
- Time conflicts [BS Biology, Fall (December) 2017 - 2018]
- Too far to travel (over 2 hours driving time one way) [MPA Public Administration, Spring (May) 2017 - 2018]
- Too busy [BA Communication Studies, Spring (May) 2017 - 2018]
- Wanted to, but laziness [MA Organization & Leadership, Fall (December) 2016 - 2017]
- Wasn't informed [MSOD Organization Development, Spring (May) 2017 - 2018]

High-Impact Practices

Participants reported if they participated in any student leadership, study abroad, volunteer opportunities, or internships (1 = Yes, 0 = No).

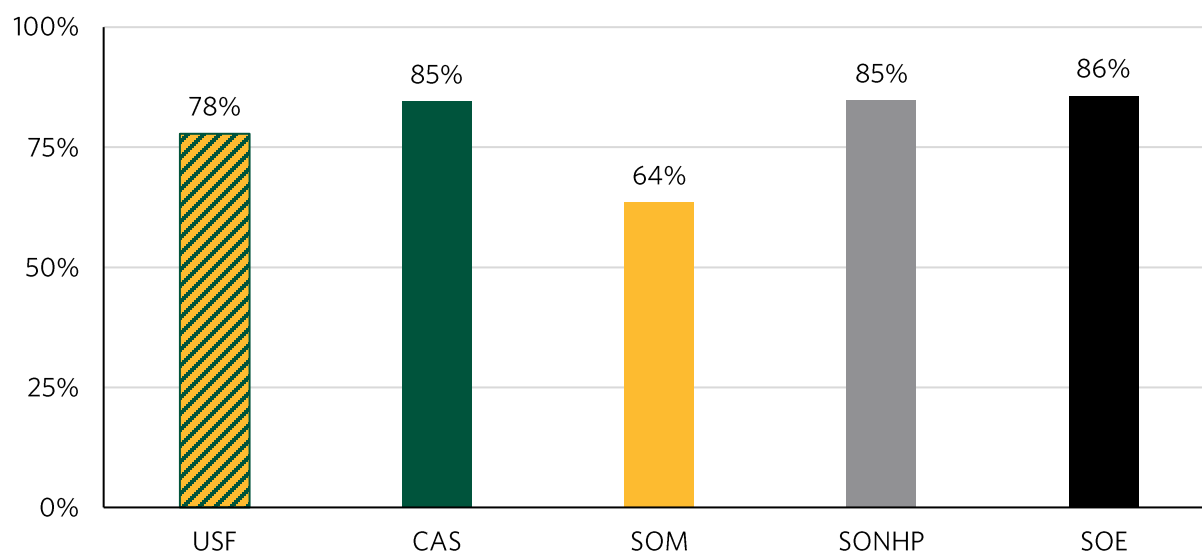
- 41% of participants indicated they participated in **student leadership**, 22% of participants indicated they participated in **study abroad**, 63% of participants indicated they participated in **volunteer opportunities**, and 44% of participants indicated they participated in **internships**.



WORK EXPERIENCES

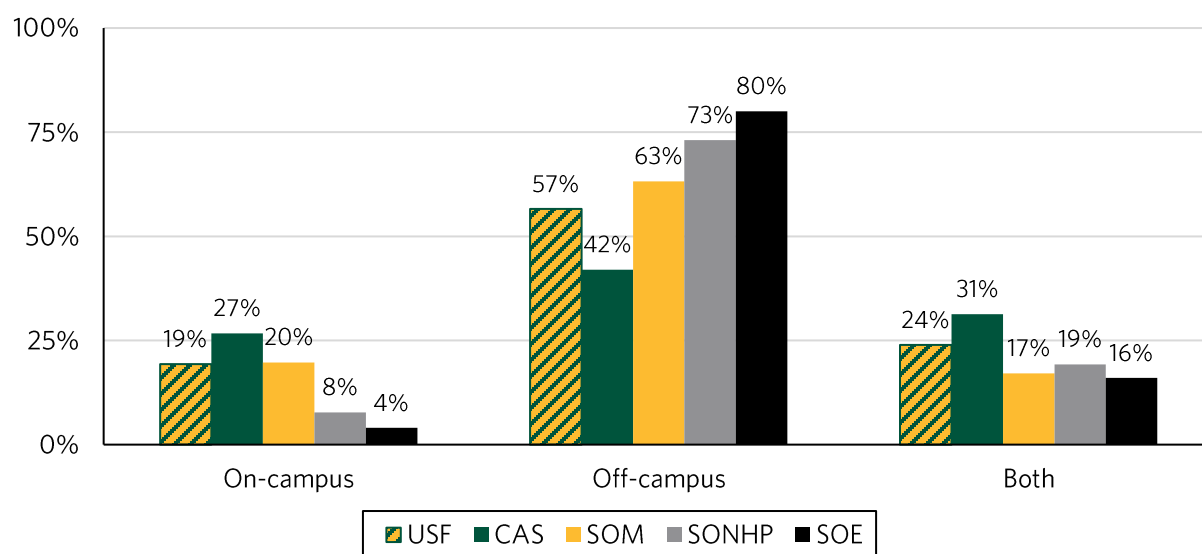
Participants were asked if they held a paying job at any time while studying at USF (1 = Yes, 0 = No).

- 78% of participants indicated they held a paying job while studying at USF.



Participants who indicated they held a paying job were asked if that job was on campus, off campus, or both.

- 19% of participants indicated their job was **on campus**, 57% indicated their job was **off campus**, and 24% indicated they had **both**.



Participants who indicated they held a paying job were asked the number of hours they worked in this past year using the following response options: *0 – 10 hours*, *11 – 20 hours*, *21 – 30 hours*, *31 – 40 hours*, or *40 hours or more*.

- The highest proportion of participants (28%) indicated they worked **11 – 20 hours** in the past year.

