

How To Sign Up For Welcome Weekends

1. Please visit

<https://myusf.usfca.edu/student-health-safety/koret/usf-activenet>

for detailed instructions how to activate your USF Student account.

Your USF account has already been setup in Active Net, DO NOT create a new account. Please complete online account activation for online registration services.

2. Once logged in you will select “Activities” tab and then “Welcome Weekends” link.

3. You will be directed to all the Welcome Weekend Activities offered. This is where you will select and “add to cart” the events you would like to attend.




Sign In | Create an Account

The screenshot shows the website's navigation bar with tabs for Activities, Reservations, Memberships, and Sports. A dropdown menu for 'Activities' is open, with 'Welcome Weekends' highlighted. Below, a table lists events with columns for Name, Openings, First Meeting or Date Description, Location, and Fee and Action. Two events are listed: 'WW: Ferry Building Farmer's Market' and 'WW: Golden Gate Bridge Walk'. Both have 'Add to Cart' buttons. A red arrow points to the 'Add to Cart' button for the first event.

Name	Openings	First Meeting or Date Description	Location	Fee and Action
WW: Ferry Building Farmer's Market	47	January 20, 2018 Saturday from 10am to 2pm	Koret Lobby	Check details for fees Add to Cart
WW: Golden Gate Bridge Walk	48	January 21, 2018 Sunday from 1pm to 4pm	Koret Lobby	Check details for fees Add to Cart

4. You will select your name from the drop down menu as the participant for the Activity.



Select Participant

Don't see the person you want to add in this drop down? [Create a new Family Member](#)

* Who will be participating in this Activity?

USF Student



Tips
If you need to register multiple participants for this activity, simply register one participant then, after completing the fees step, click the 'Register Another Participant for this Activity' link provided at the bottom of the page. You will be returned to this step for the next participant. You can use this process to register as many participants as necessary.

[Cancel & Return to Search](#)

[Next](#)

5. On the Fees page you will type in the coupon code section. This code will be emailed to. Then click apply. The price will then convert from \$250.00 to \$10.00. After attending the Welcome Weekend Trip the \$10.00 will be credited back to your Active Net account. These credits may be use for future Koret transactions.



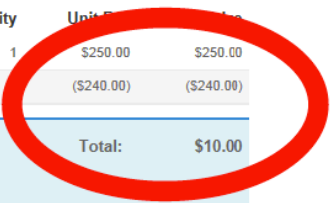
Select Fees

Please review your enrollment fees and, if applicable, apply your coupons.



Enter Coupon Code: [Apply](#)

Description	Quantity	Unit Price	Total
Student Fees	1	\$250.00	\$250.00
		(\$240.00)	(\$240.00)
Total:			\$10.00



[Proceed to Shopping Cart](#)

6. Once you click proceed to shopping cart you can review your item(s).

7. Be sure to read and acknowledge the waiver page. You will need to check the box stating you acknowledge that you have carefully reviewed and consent to the waiver. Also enter your initials in the left hand box to signify acceptance.

Review Waivers



Review Waivers

The following waivers must be reviewed and initialed before continuing to checkout.

Waiver: In consideration of my (and/or my child's) participation in this activity, I hereby release and discharge the Koret Health and Recreation Center, and its representatives, successors, and assigns, from any and all liability arising from accident, injury, and illness that I (he/she) may suffer as a result of my (our) participation in this activity. I (we) also will follow the rules and regulations set by the Koret Health and Recreation Center and above named entities. Parent or guardian must sign for anyone age 18 and



KK Please enter your initials here to signify acceptance:



I acknowledge that I have carefully reviewed and consent to the waiver set forth above.

◀ Back

Next ▶

8. Enter the credit card information to make a payment for the Welcome Weekend trip(s) you selected.

Home Activities Reservations My Cart (1)

Payment Information

review items review waivers **3 payment details**

Billing Information

Add New Billing Information

2130 Fulton Street
San Francisco, Ca, 94117



Secure Payment

* Select Card Type
MasterCard

* Credit Card Number * Expires
 May 2020

ACT* USFKORET or Active Network will show up on your credit card statement for this payment.

* Security Code CVC or CVW

The last 3 digits on the back of the credit card or for AE, the 4 digits on the front of the card. For your protection, we do not keep it after the transaction is completed.

9. Once the order is complete you will have the option to view or print your receipt. Congratulations! You are now registered for a WELCOME WEEKEND TRIP(S)!