



UNIVERSITY OF  
SAN FRANCISCO

---

Office of Assessment  
and Accreditation Support

# New Student Success Survey 2023

## Appendix: Additional Figures

# Table of Contents

<b>DETAILED FIGURES .....</b>	<b>3</b>
CONNECTEDNESS .....	3
INSTITUTIONAL COMMITMENT .....	3
ATTITUDES TOWARD USF .....	3
DIVERSITY, EQUITY, & INCLUSION .....	4
ACADEMIC SUCCESS .....	5
FEELING SAFE AND WELCOME IN CLASS .....	6
SELF-MANAGEMENT SKILLS .....	6
ACADEMIC SELF-EFFICACY .....	7
CONFIDENCE OF SUCCESS .....	8
BARRIERS TO SUCCESS .....	8
RESIDENCE HALLS .....	9
OFF-CAMPUS LIVING .....	10
FINANCIAL AID .....	10
FINANCIAL LITERACY .....	11

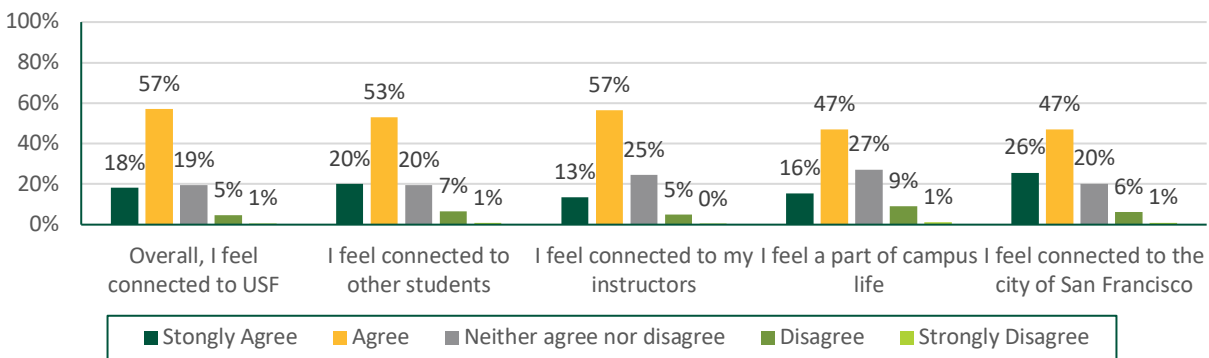
## Detailed Figures

While the New Student Success Survey Report includes figures that detail the percentage of positive responses to Likert scale survey questions (such as those who Agreed or Strongly Agreed), this appendix includes figures that represent percentages for all response options on a Likert scale.

### CONNECTEDNESS

Participants indicated the extent to which they agreed or disagreed with each of the following statements using a 5-pt. scale (1 = Strongly Disagree, 5 = Strongly Agree): *Overall, I feel connected to USF; I feel connected to other students; I feel connected to my instructors; I feel a part of campus life; and I feel connected to the city of San Francisco.*

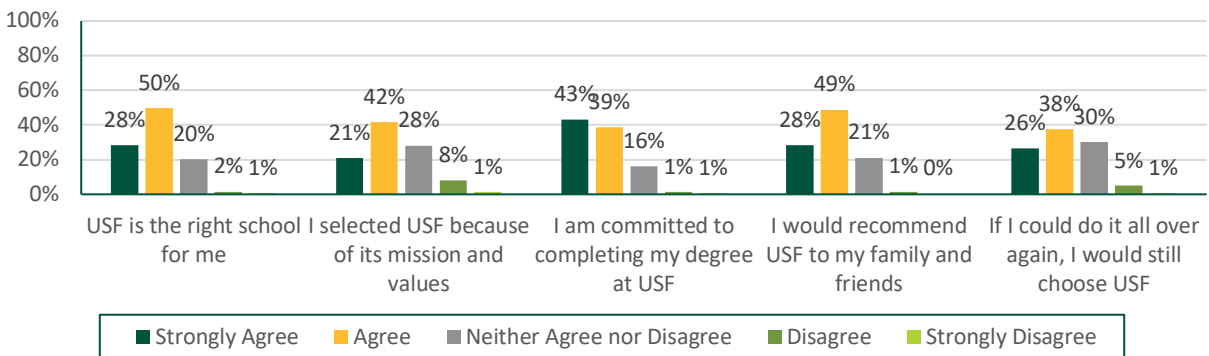
The following figure details the percentage of participants who selected each response option.



### INSTITUTIONAL COMMITMENT

Participants indicated the extent to which they agreed or disagreed with each of the following statements using a 5-pt. scale (1 = Strongly Disagree, 5 = Strongly Agree): *USF is the right school for me; I selected USF because of its mission and values; I am committed to completing my degree at USF; I would recommend USF to my family and friends; and If I could do it all over again, I would still choose USF.*

The following figure details the percentage of participants who selected each response option.

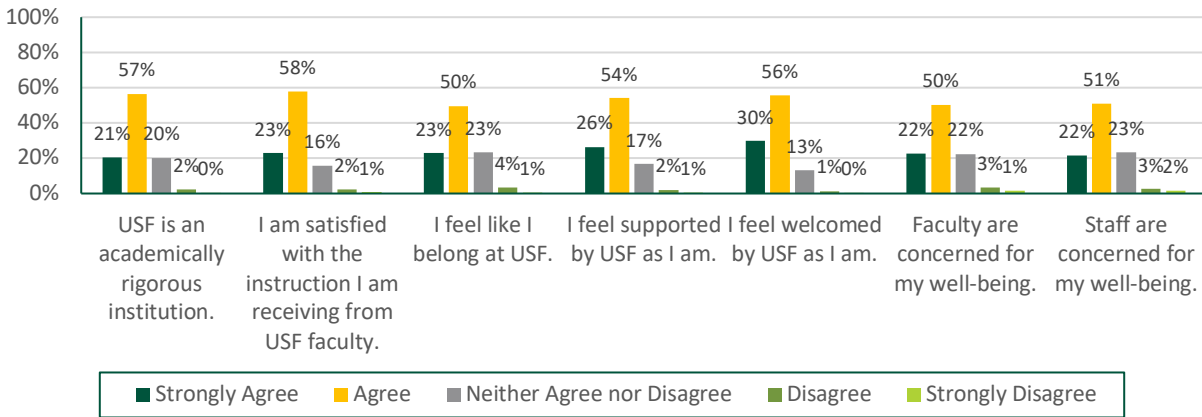


### ATTITUDES TOWARD USF

Participants indicated the extent to which they agreed or disagreed with each of the following

statements using a 5-pt. scale (1 = *Strongly Disagree*, 5 = *Strongly Agree*): *USF is an academically rigorous institution*; *I am satisfied with the instruction I am receiving from USF faculty*; *I feel like I belong at USF*; *I feel supported by USF as I am*; *I feel welcomed by USF as I am*; *Faculty are concerned for my well-being*; and *Staff are concerned for my well-being*.

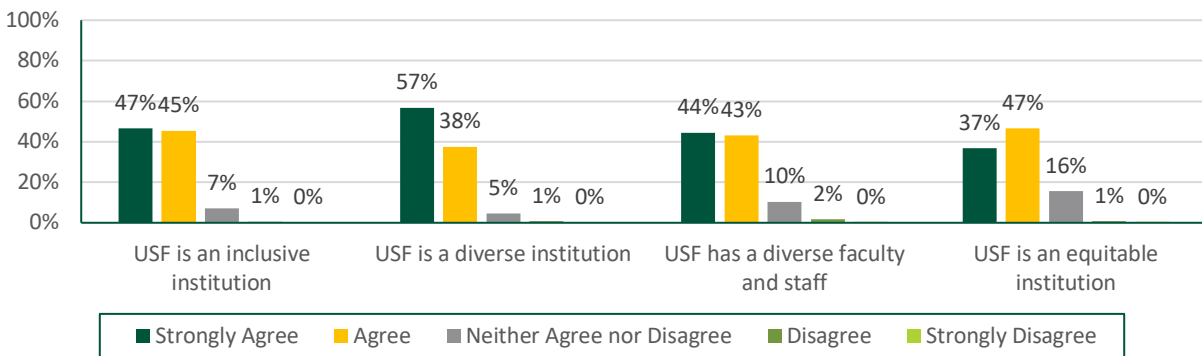
The following figure details the percentage of participants who selected each response option.



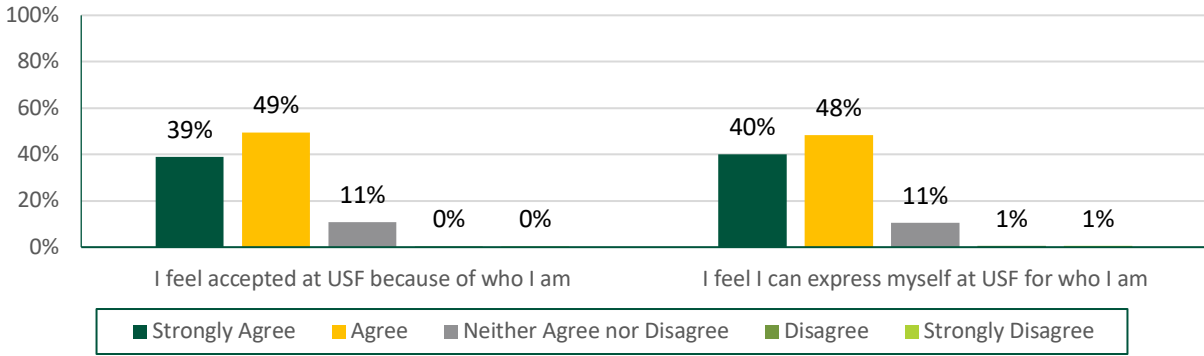
### DIVERSITY, EQUITY, & INCLUSION

Participants indicated the extent to which they agreed or disagreed with each of the following statements using a 5-pt. scale (1 = *Strongly Disagree*, 5 = *Strongly Agree*): *USF is an inclusive institution*; *USF is a diverse institution*; *USF has a diverse faculty and staff*; and *USF is an equitable institution*.

The following figure details the percentage of participants who selected each response option.



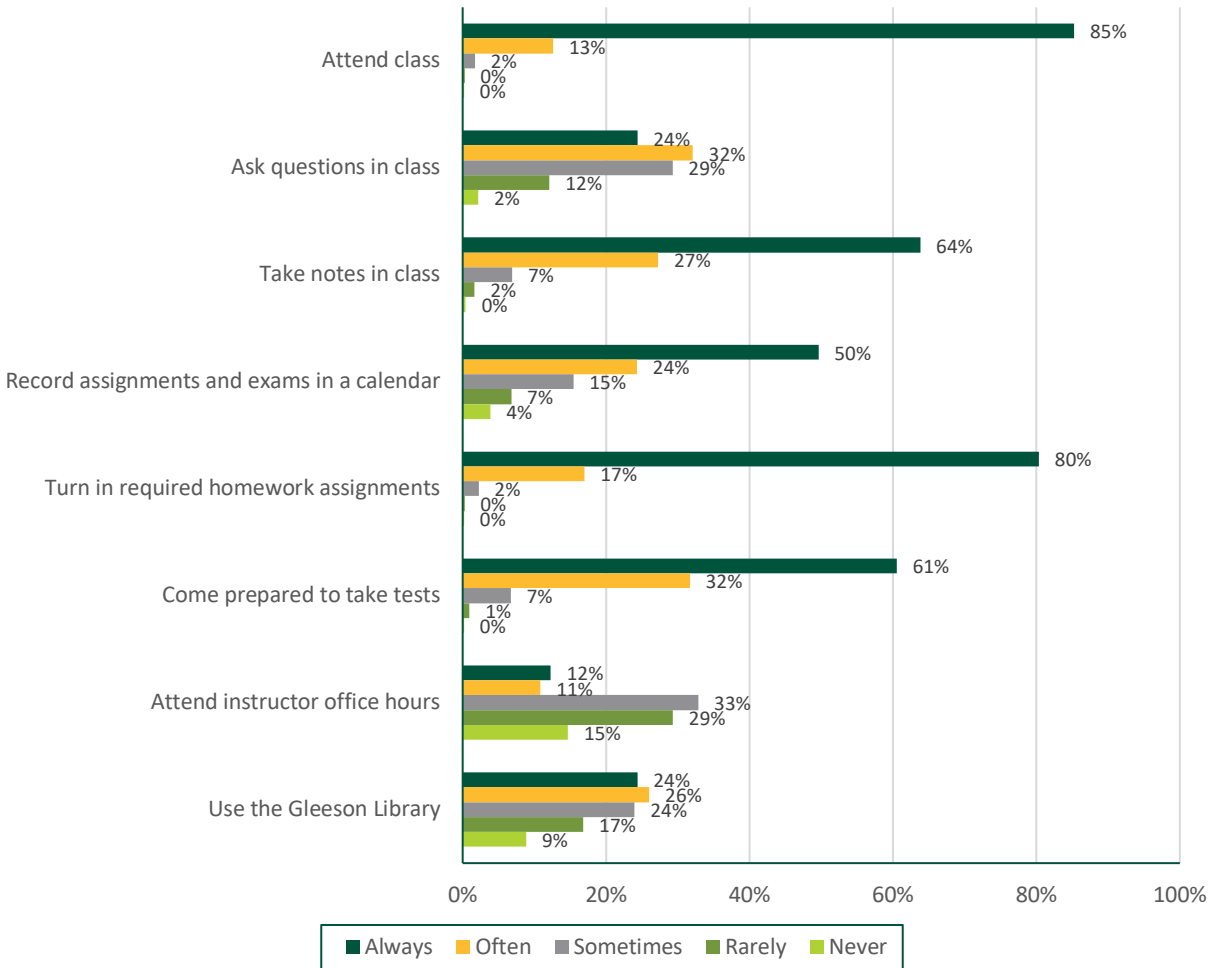
New this year, participants indicated the extent to which they agreed or disagreed with each of the following statements using a 5-pt. scale (1 = *Strongly Disagree*, 5 = *Strongly Agree*): *I feel accepted at USF because of who I am* and *I feel I can express myself at USF for who I am*.



**ACADEMIC SUCCESS**

Participants were asked the frequency with which they do each of the following using a 5-pt. scale (1 = Never, 5 = Always): Attend class; Ask questions in class; Take notes in class; Record assignments and exams in a calendar; Turn in required homework assignments; Come prepared to take tests; Attend instructor office hours; and Use the Gleeson library.

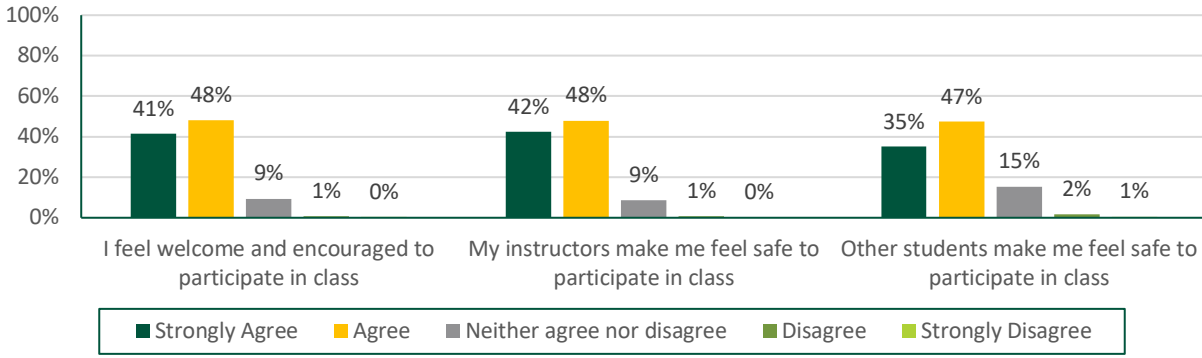
The following figure details the percentage of participants who selected each response option.



### FEELING SAFE AND WELCOME IN CLASS

Participants indicated the extent to which they agreed or disagreed with the following statements using a 5-pt. scale (1 = Strongly Disagree, 5 = Strongly Agree): *I feel welcome and encouraged to participate in class*; *My instructors make me feel safe to participate in class*; and *Other students make me feel safe to participate in class*.

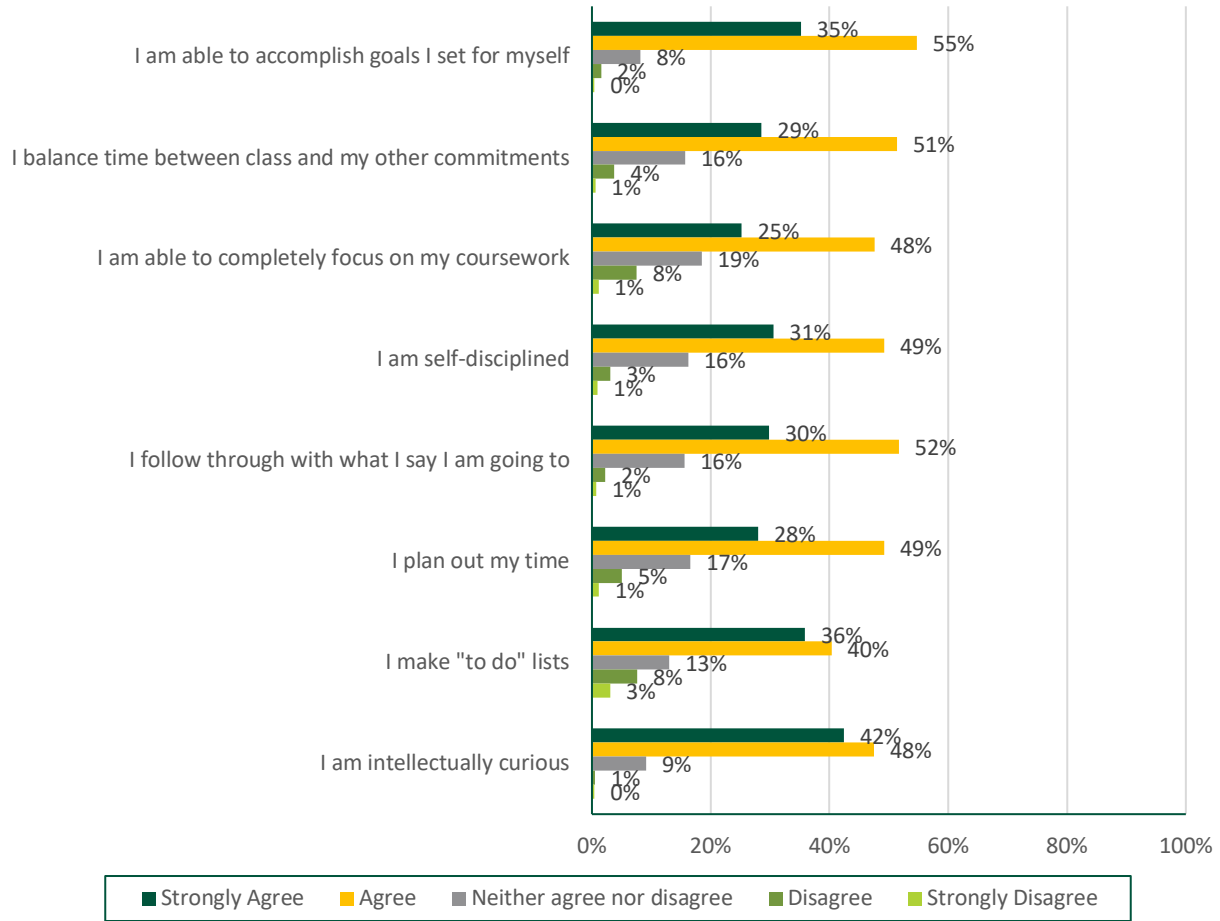
The following figure details the percentage of participants who selected each response option.



### SELF-MANAGEMENT SKILLS

Participants indicated how much they agreed or disagreed with the following statements using a 5-pt. scale (1 = Strongly Disagree, 5 = Strongly Agree): *I am able to accomplish goals I set for myself*; *I balance time between class and my other commitments*; *I am able to completely focus on my coursework*; *I am self-disciplined*; *I follow through with what I say I'm going to*; *I plan out my time*; *I make "to-do" lists*; and *I am intellectually curious*.

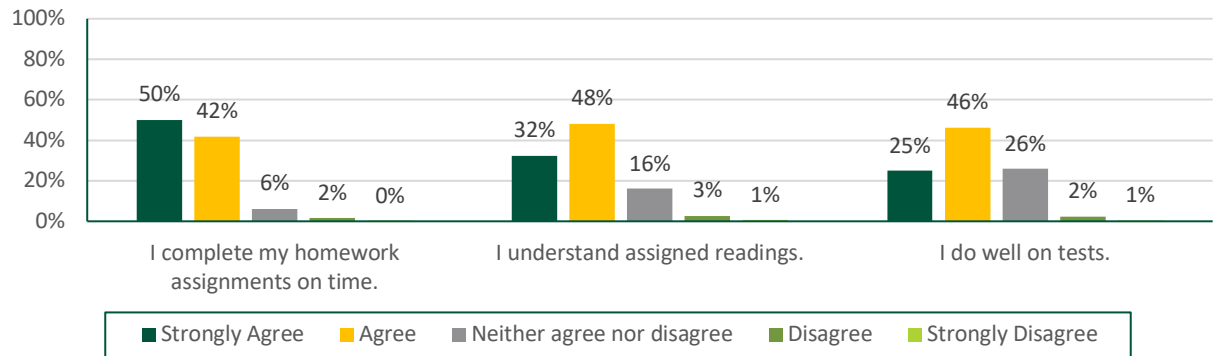
The following figure details the percentage of participants who selected each response option.



### ACADEMIC SELF-EFFICACY

Participants indicated how much they agreed or disagreed with the following statements using a 5-pt. scale (1 = Strongly Disagree, 5 = Strongly Agree): *I complete my homework assignments on time; I understand assigned readings; and I do well on tests.*

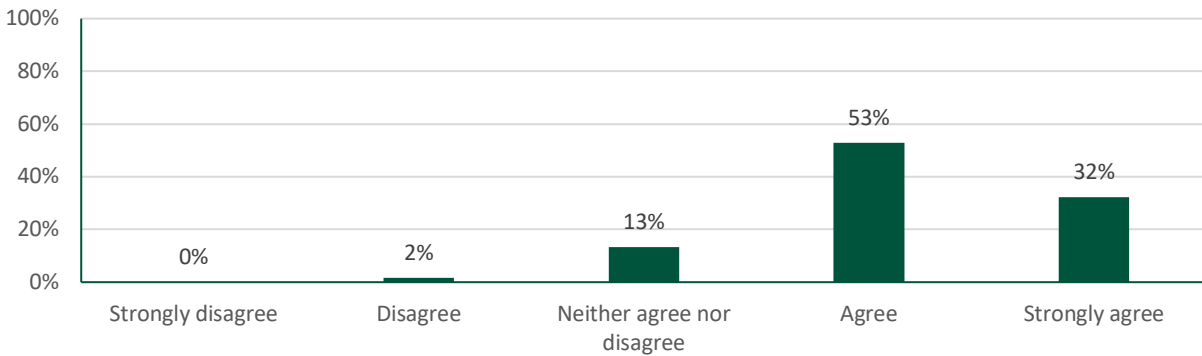
The following figure details the percentage of participants who selected each response option.



### CONFIDENCE OF SUCCESS

Participants indicated how much they agreed or disagreed with the following statement on a 5-pt. scale (1 = *Strongly Disagree*, 5 = *Strongly Agree*): *Overall, I'm confident I will succeed this semester.*

The following figure details the percentage of participants who selected each response option.

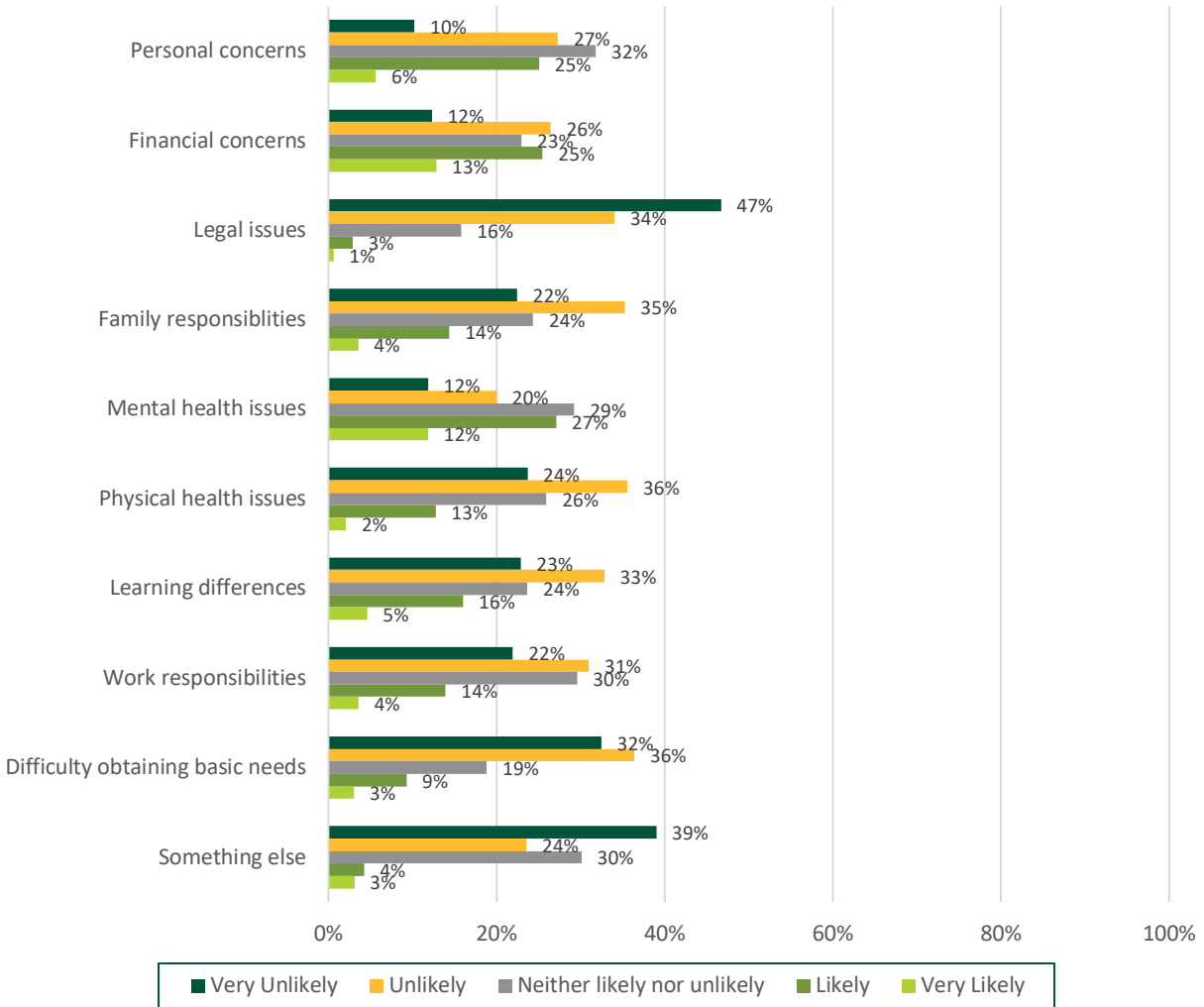


### BARRIERS TO SUCCESS

Participants indicated how likely each of the following would be to interfere with their ability to succeed at USF on a 5-pt. scale (1 = *Very Likely*, 5 = *Very Unlikely*): *Personal concerns; Financial concerns; Legal issues; Family responsibilities; Mental health issues; Physical health issues; Learning differences; Work responsibilities; Difficulty obtaining basic needs (e.g., food, housing); and Something else.*

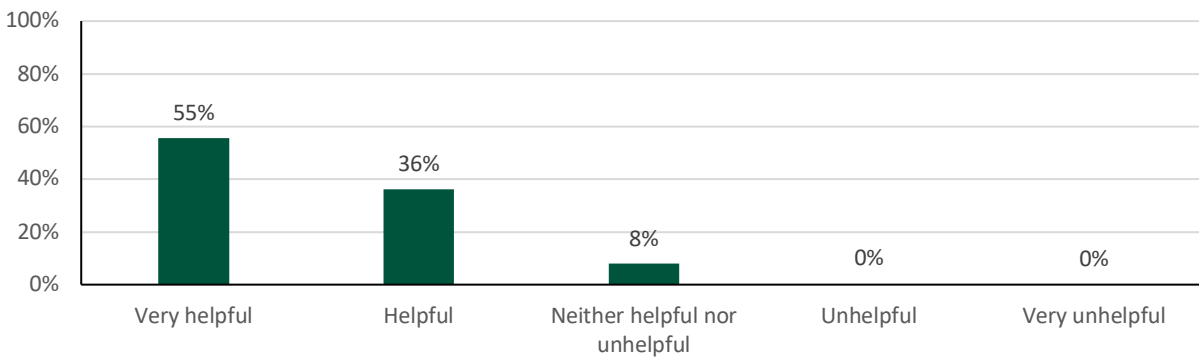
The following figure details the percentage of participants who selected each response option.



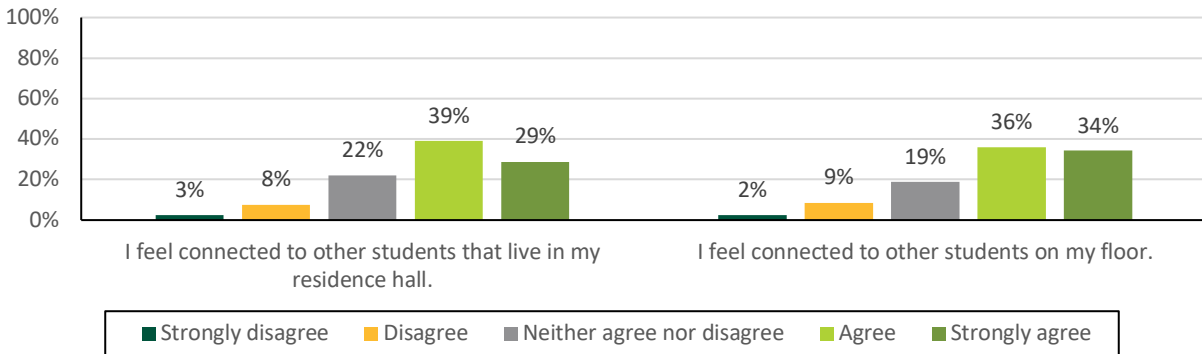


### RESIDENCE HALLS

If participants indicated they had interaction with their RA they were asked how helpful the experience with their RA was using a 5-pt. scale (1 = *Very unhelpful*, 5 = *Very helpful*).

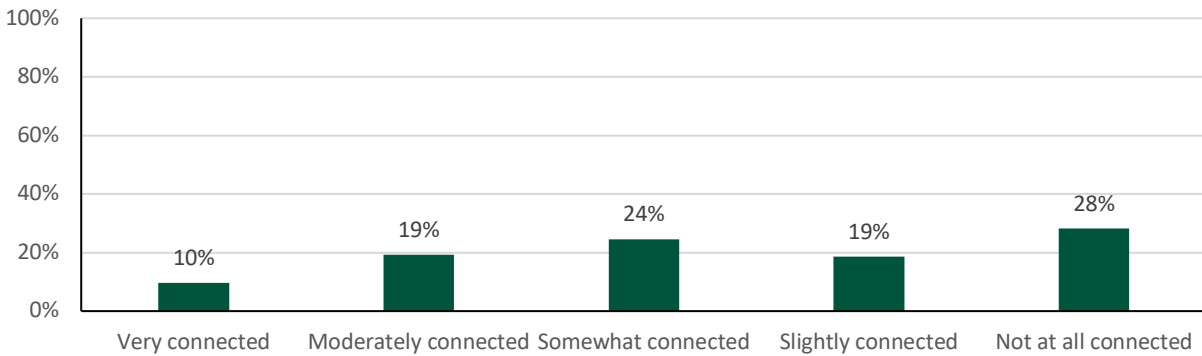


Participants who live in the residence halls indicated how much they agreed or disagreed with the following statements using a 5-pt. scale (1 = *Strongly Disagree*, 5 = *Strongly Agree*): *I feel connected to other students that live in my residence hall* and *I feel connected to other students on my floor*.



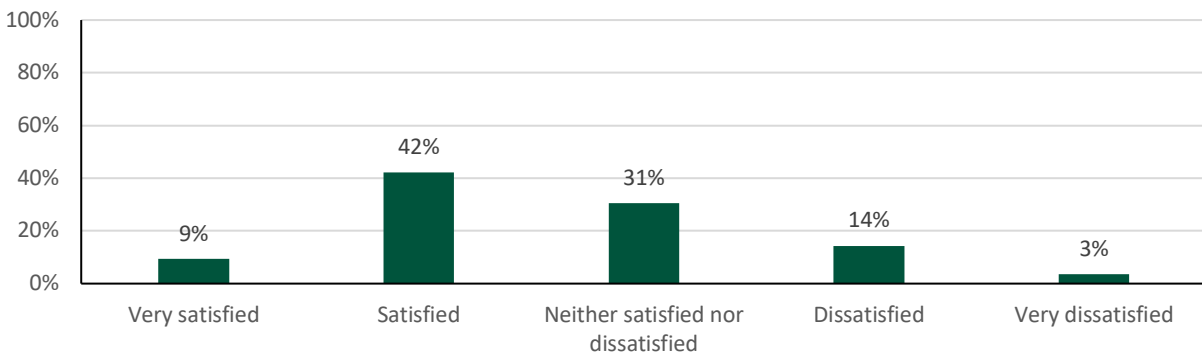
### OFF-CAMPUS LIVING

Participants living off-campus were asked how connected they feel to others living off-campus using a 5-pt. scale (1 = *Not at all connected*, 5 = *Very connected*).



### FINANCIAL AID

Participants who received financial aid were asked to rate their level of satisfaction with their financial aid package using a 5-pt. scale (1 = *Very Dissatisfied*, 5 = *Very Satisfied*).



**FINANCIAL LITERACY**

Participants were asked how confident they were with managing their personal finances using the following response options: *Very confident*; *Moderately confident*; *Somewhat confident*; *Slightly Confident*; and *Not at all confident*.

