



UNIVERSITY OF
SAN FRANCISCO

Office of Assessment
and Accreditation Support

Graduating Student Survey 2018-2020 Report

Post-graduation Plans

May 2022

Table of Contents

| | |
|---|----------|
| GENERAL INFORMATION ABOUT THE SURVEY | 3 |
| PURPOSE | 3 |
| DATA COLLECTION | 3 |
| RESULTS | 3 |
| SUMMARY | 3 |
| POST-GRADUATION PLANS | 3 |
| EMPLOYMENT | 5 |
| GRADUATE/PROFESSIONAL TRAINING | 6 |

General Information about the Survey

PURPOSE

The objective of the Graduating Student Survey is to capture graduating students' perception of their student experience. The survey asks students about their educational and co-curricular experiences, their values, ideals, and perspectives relative to people who are different from themselves, their religious identity, their work experiences, and their post-graduation plans. This report focuses on the Graduating Student Survey components related to post-graduation plans. Two accompanying reports focus on components related to student success and mission alignment, and student engagement and work experiences.

DATA COLLECTION

Population: 1346

Instrument: Qualtrics

Period: January 3, 2018 – September 15, 2020

RESULTS

The results reported in the narrative are for all participants and the results reported in the figures are broken down by college/school (College of Arts and Sciences [CAS], School of Management [SOM], School of Nursing and Health Professions [SONHP], and School of Education [SOE]). Each figure provides a comparison between the University of San Francisco (USF) as a whole and the college/school. When applicable, a comparison between undergraduates and graduate/professional students is also included.¹

School of Law (SOL) results are not included in this report due to too few participants ($n < 8$).

Summary

- The highest proportion of graduating students indicated they plan to look for a job after they graduate.
- Slightly more than 70% of graduating students reported that the job they plan to begin or continue is directly related to their major/field of study.
- 62% of undergraduate participants indicated they plan to attend graduate or professional school and slightly more than 40% of graduate/professional students indicated they plan to seek additional graduate/professional training.
- 60% of participants who indicated they plan to attend graduate or professional school reported that they plan to do so at some point in the future, as opposed to soon after graduating from USF.
- Nearly 45% of those participants who indicated they plan to attend graduate or professional school reported that a Master's degree is the highest degree they intend to earn.

Post-graduation Plans

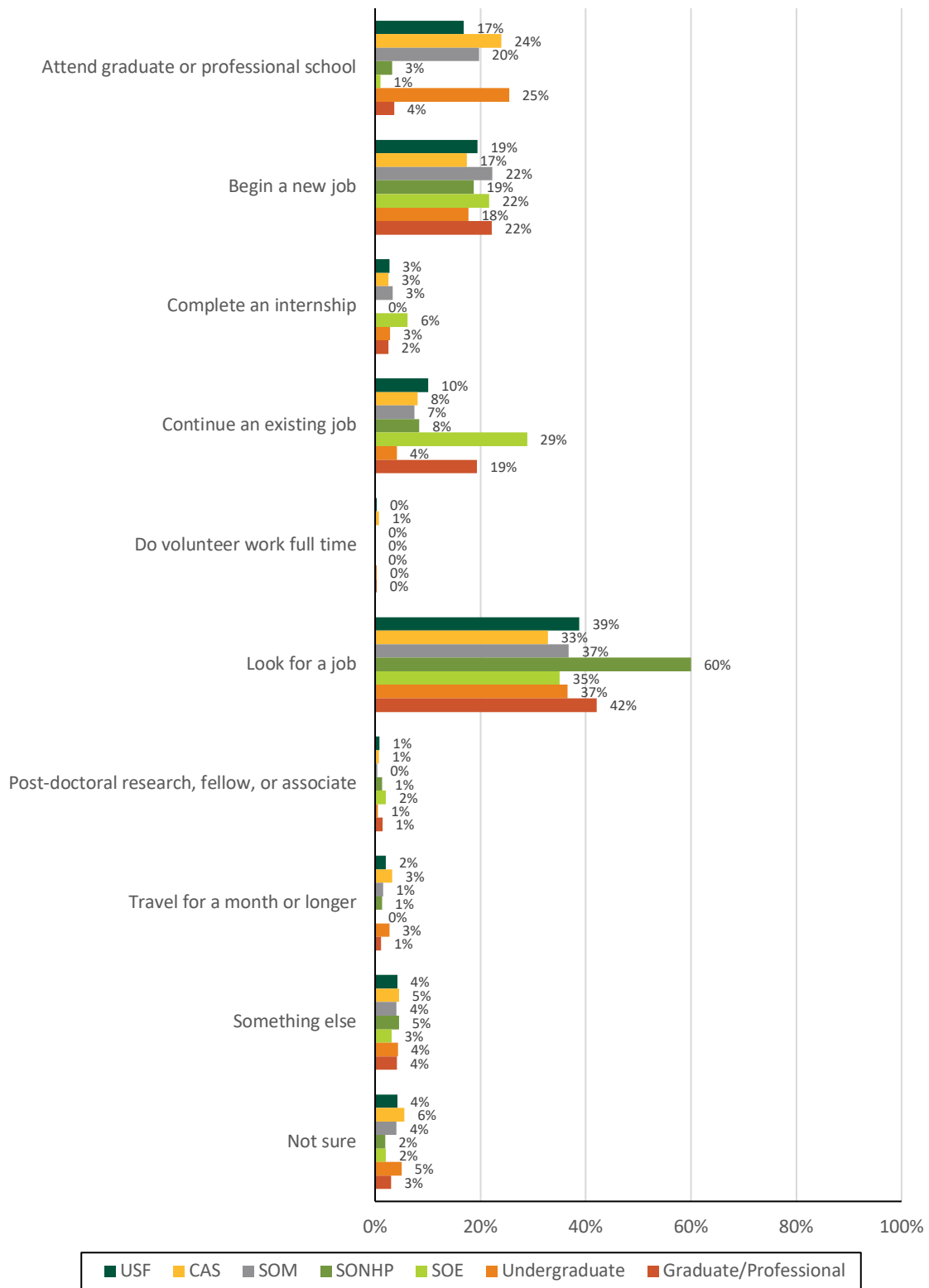
Participants reported their post-graduation plans using the following options: *attend graduate or professional school; begin a new job; complete an internship; continue an existing job; do volunteer work full-time; look for a job; military service; post-doctoral research, fellow, or associate; travel for a month or longer; something else; or not sure.*²

- The highest proportion of all participants (**39%**) indicated they planned to **look for a job** after graduating.

¹ SOE does not currently offer undergraduate degree programs; however, some survey participants indicated that they were undergraduate students enrolled in the SOE. While this number is low ($n = <8$) and therefore is not reported when data are disaggregated by undergraduates and SOE, the data are included in the overall undergraduate data.

² Fewer than 8 participants indicated they plan to begin military service; therefore, data for military service are not included.

The following figure represents the proportion of participants who selected each response option. Data include all participants and are also disaggregated by school/college and undergraduate or graduate/professional student status.

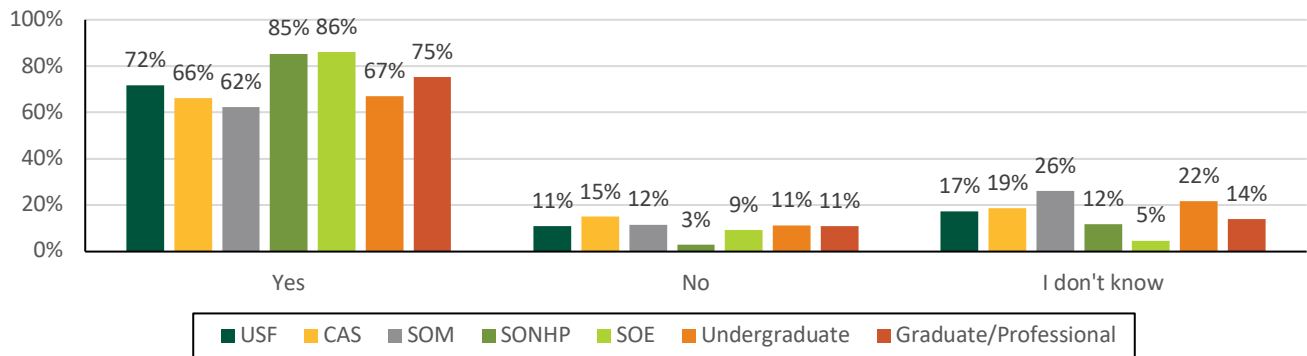


EMPLOYMENT

Participants who indicated that they plan to begin a new job or continue an existing job reported if the position is related to their major/field of study (1 = Yes, 0 = No, -1 = I don't know).

- 72% of all participants indicated this position is related to their major/field of study.

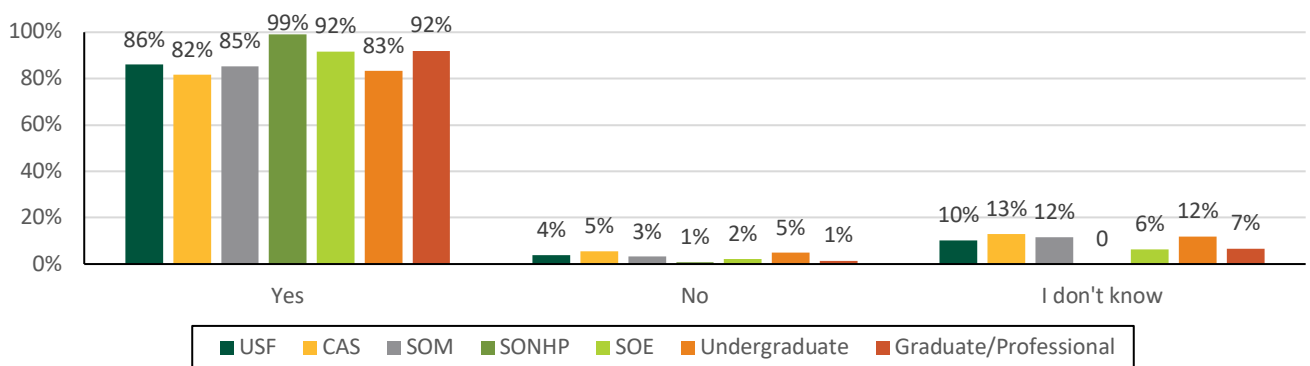
The figure below represents the proportion of participants who selected each response option. Data include all participants and are also disaggregated by school/college and undergraduate or graduate/professional student status.



Participants who indicated they would look for a job after graduation were asked if they plan to seek work in their major/field of study (1 = Yes, 0 = No, -1 = I don't know).

- 86% of participants indicated they plan to look for a job related to their major/field of study after graduation.

The figure below represents the proportion of participants who selected each response option. Data include all participants and are also disaggregated by school/college and undergraduate or graduate/professional student status.

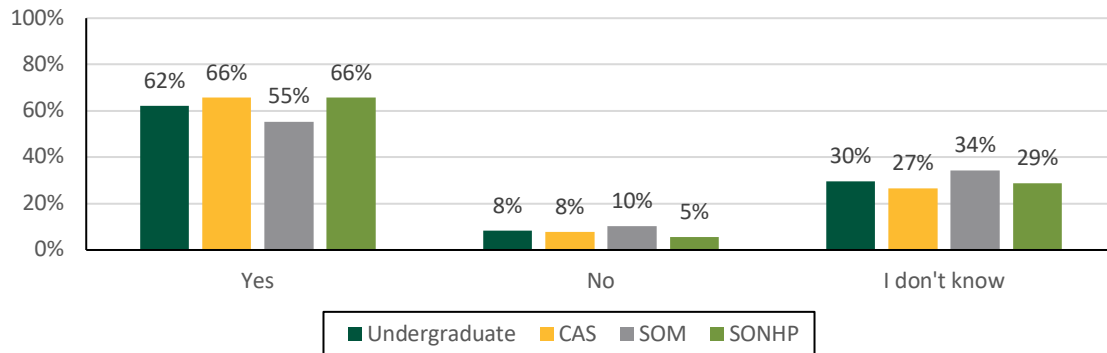


GRADUATE/PROFESSIONAL TRAINING³

Undergraduate participants were asked if they plan to seek graduate or professional training (1 = Yes, 0 = No, -1 = I don't know).

- The highest proportion of all undergraduate participants (**62%**) indicated they planned to seek **graduate or professional training**.

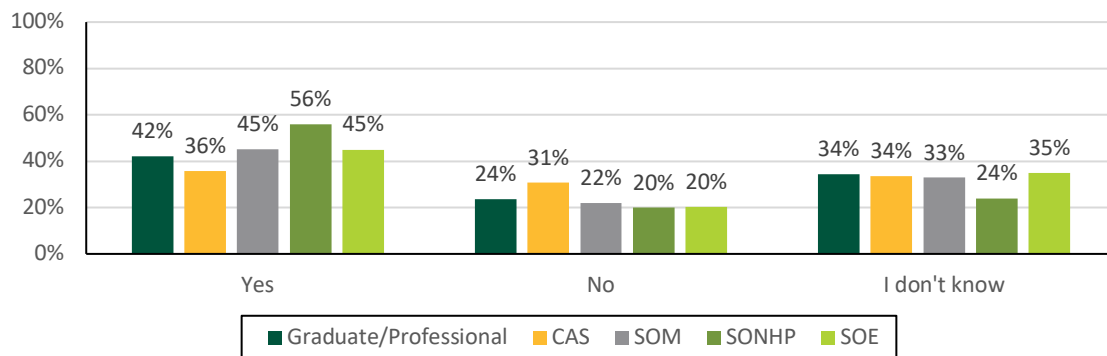
The figure below represents the proportion of undergraduate participants who selected each response option. Data are also disaggregated by school/college.



Graduate/professional participants were asked if they plan to seek additional graduate or professional training (1 = Yes, 0 = No, -1 = I don't know).

- The highest proportion of all graduate/professional participants (**42%**) indicated they planned to seek **additional graduate or professional training**.

The figure below represents the proportion of graduate/professional participants who selected each response option. Data are also disaggregated by school/college.

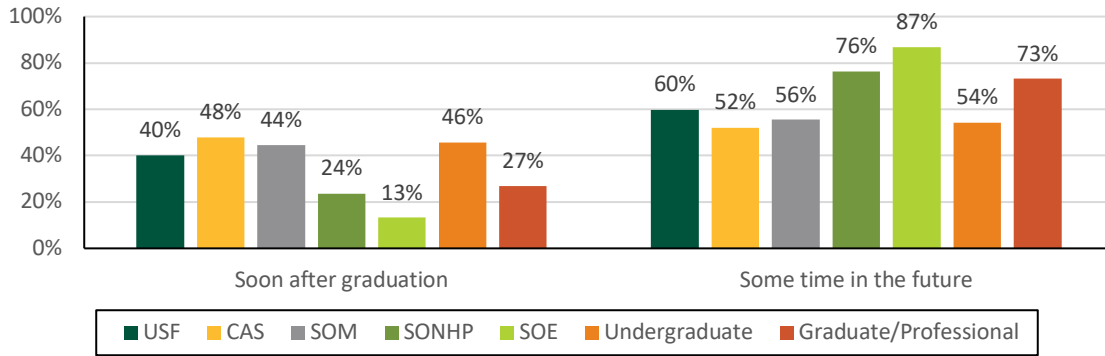


Both undergraduate and graduate/professional participants were asked when they planned to seek graduate or professional training using the following response options: *soon after graduation* or *at some time in the future*.

³ While SOE does not currently offer undergraduate degree programs, some survey participants indicated that they were undergraduate students enrolled in the SOE; however too few participants selected this option ($n = <8$) therefore SOE is not included in the data.

- 60% of all participants indicated they plan to attend graduate/professional school at **some time in the future** as opposed to soon after graduation.

The figure below represents the proportion of participants who selected each response option. Data include all participants and are also disaggregated by school/college and undergraduate or graduate/professional student status.



Participants were asked to indicate the highest degree they ultimately plan to earn using the following response options: *Bachelor's degree, Master's degree, Doctoral degree, or a Professional degree.*

- The highest proportion of all participants (**44%**) indicated the highest degree they ultimately plan to earn is a **Master's degree**.

