



UNIVERSITY OF  
SAN FRANCISCO

---

Office of Assessment  
and Accreditation Support

## 2022-23 Undergraduate Faculty Advising Survey Report

March 2023

## Table of Contents

<b>General Information about the Survey.....</b>	<b>3</b>
<b>Purpose.....</b>	<b>3</b>
<b>Originators.....</b>	<b>3</b>
<b>Data Collection.....</b>	<b>3</b>
<b>Frequency of Meetings with Faculty Advisor.....</b>	<b>3</b>
<b>Academic Advising Needs Met.....</b>	<b>4</b>
<b>Improvements to Faculty Advising.....</b>	<b>7</b>

# General Information about the Survey

## PURPOSE

In order to gain an understanding of the undergraduate experience with faculty advising, the Office of the Provost created a short, 5 question, survey that asked about students' experience during the fall 2022 semester.

## ORIGINATORS

Office of the Provost

## DATA COLLECTION

**Survey Population:** 5548 undergraduate students

**Instrument:** Qualtrics

**Period:** November 30, 2022 - February 28, 2023

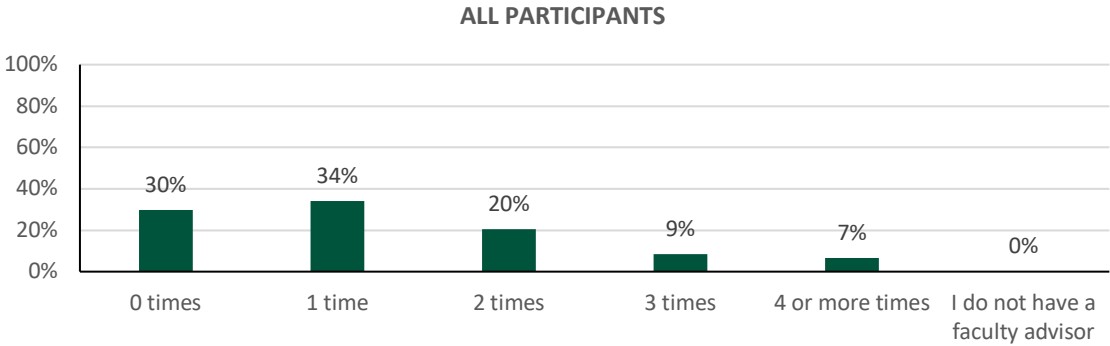
**Response Rate:** 16% (866 respondents)

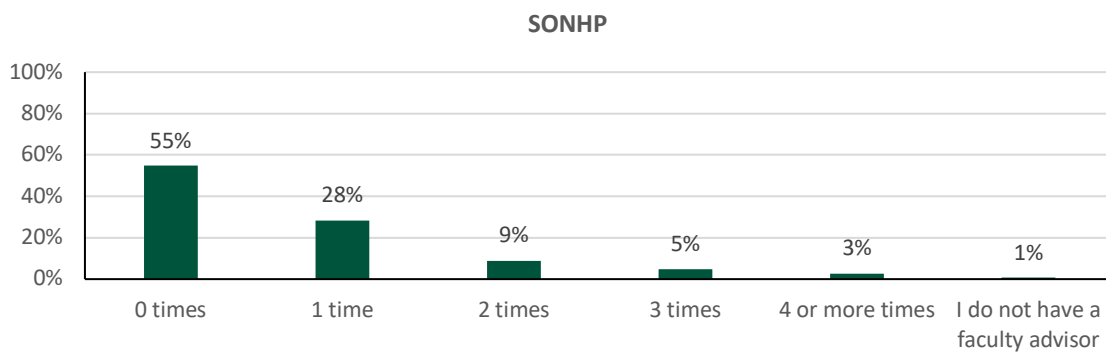
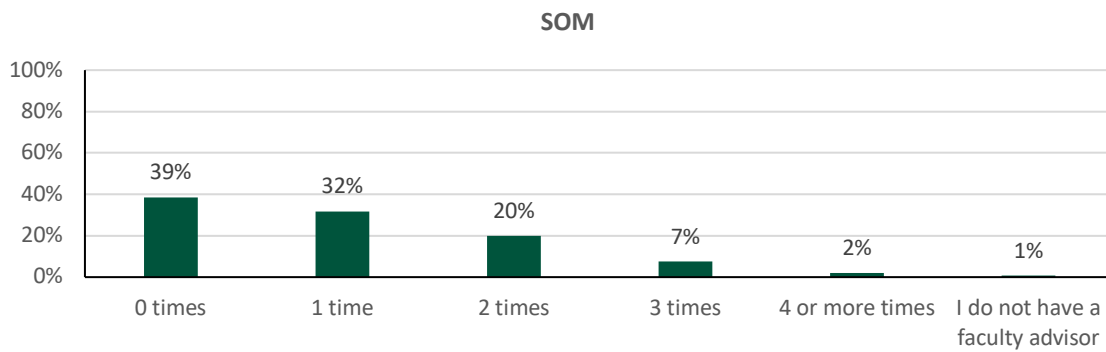
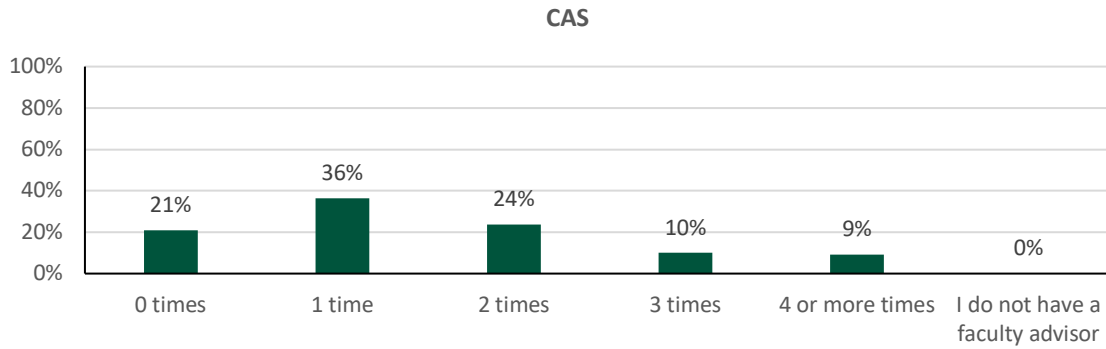
# Frequency of Meetings with Faculty Advisor

Participants indicated how many times during the fall 2022 semester they met with their faculty advisor to discuss their academic interests, course selection, or academic performance using the following response options: *0 times; 1 time; 2 times; 3 times; 4 or more times; and I do not have a faculty advisor.*

- The highest proportion (34%) of all undergraduate participants indicated they met with their faculty advisor 1 time during the fall semester.
- The highest proportion of CAS participants (36%) indicated they met with their faculty advisor 1 time during the fall semester.
- The highest proportion of SOM (39%) and SONHP (55%) participants indicated they met with their faculty advisor zero times during the fall semester.

The following figures detail the proportion of participants who selected each response option.



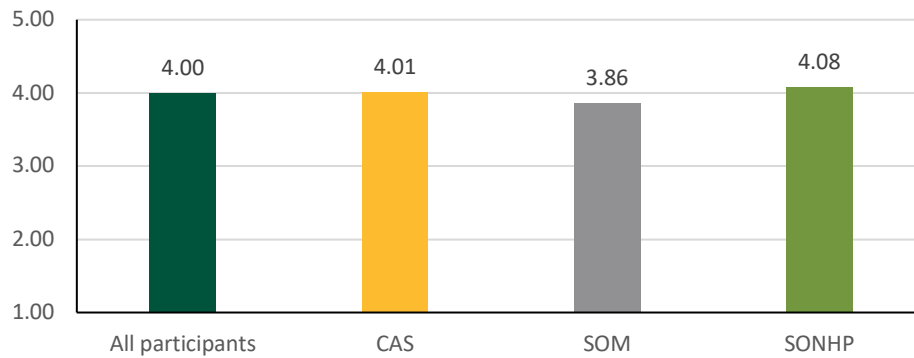


## Academic Advising Needs Met

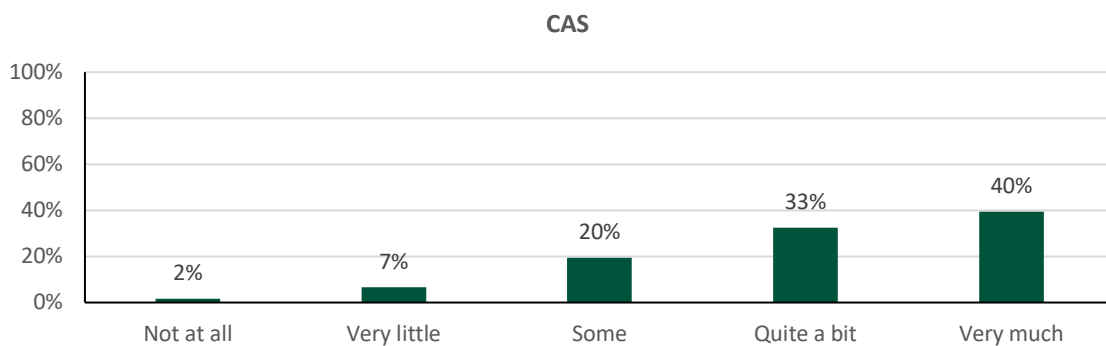
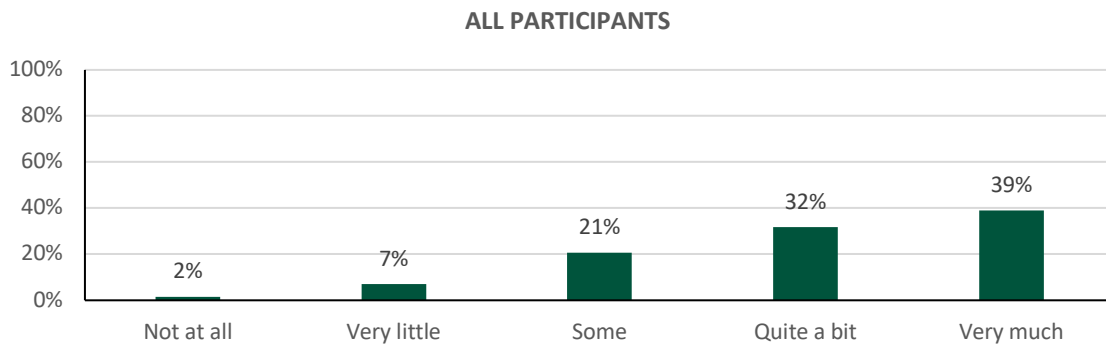
Participants who indicated they met with a faculty advisor during fall 2022 semester further indicated how much their meetings with their faculty advisor met their academic advising needs using a 5-pt. scale (1 = *Not at all*, 5 = *Very much*).

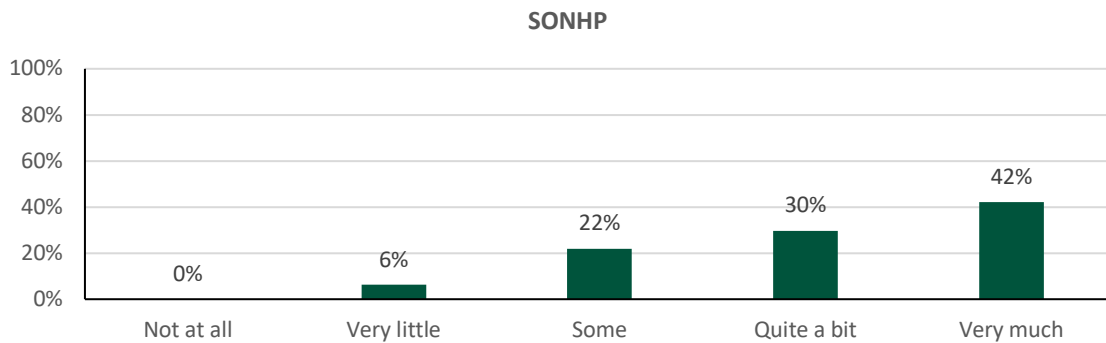
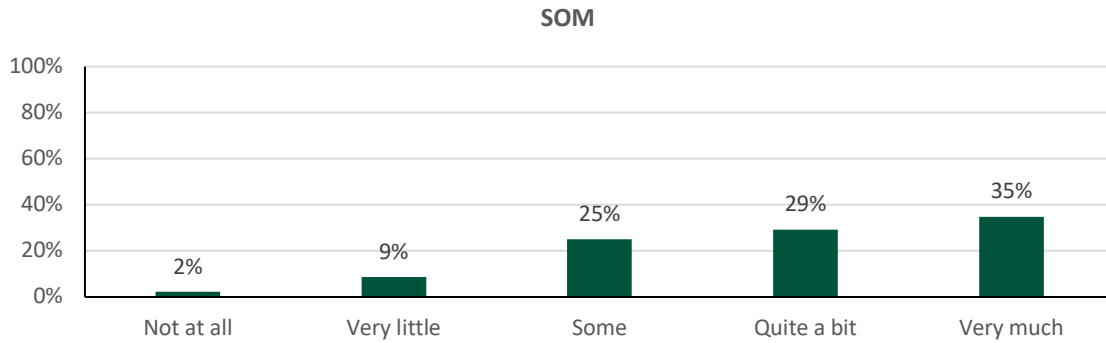
- On average, participants in CAS, SOM, and SONHP felt their faculty advisor meetings met their needs quite a bit.
- The highest proportion (39%) of all participants indicated that the meeting(s) with their faculty advisor very much met their academic advising needs.
- The highest proportion of CAS (40%), SOM (35%), and SONHP (42%) participants indicated that the meeting(s) with their faculty advisor very much met their academic advising needs.

The following figure details the average amount that faculty advisor meetings met participants' needs.



The following figures detail the proportion of participants who selected each response option.

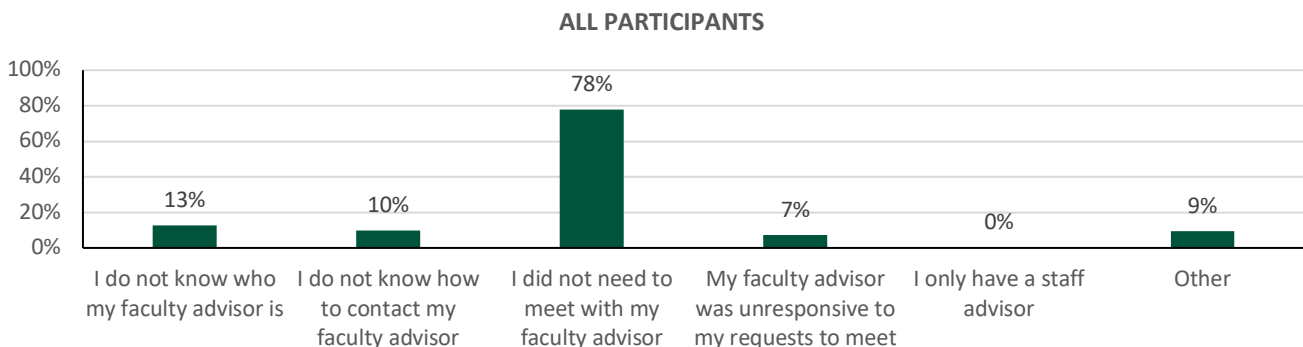




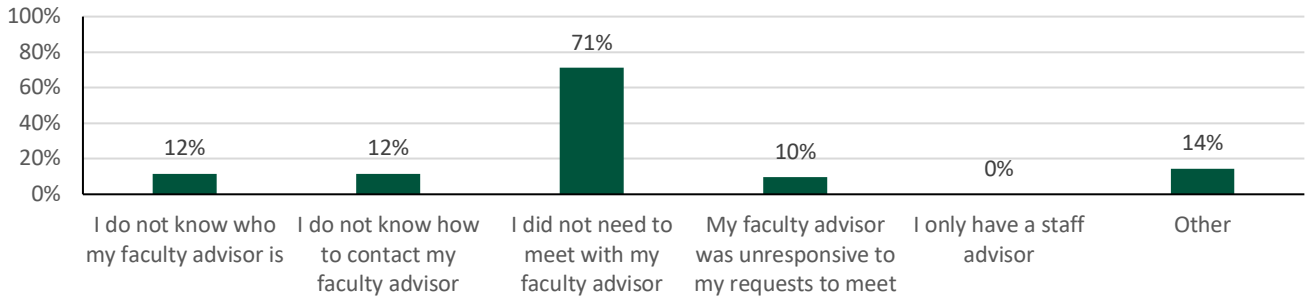
Participants who indicated they did not meet with their faculty advisor during the fall 2022 semester further indicated the reasons for not meeting with their faculty advisor using the follow response options: *I do not know who my faculty advisor is*; *I do not know how to contact my faculty advisor*; *I did not need to meet with my faculty advisor*; *My faculty advisor was unresponsive to my requests to meet*; *I only have a staff advisor*; and *Other*. Participants could select all that apply.

- The highest proportion (78%) of all participants indicated the reason they did not meet with their faculty advisor was because they did not need to.
- The highest proportion of CAS (71%), SOM (70%), and SONHP (93%) participants indicated the reason they did not meet with their faculty advisor was because they did not need to.

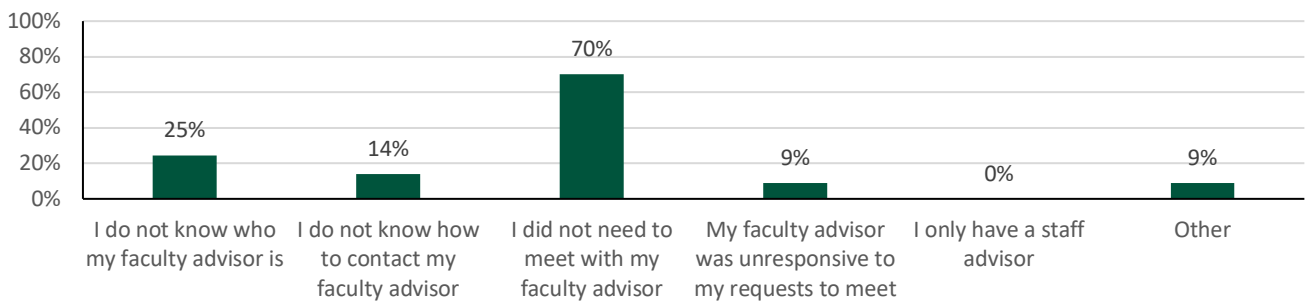
The following figures detail the proportion of participants who selected each response option.



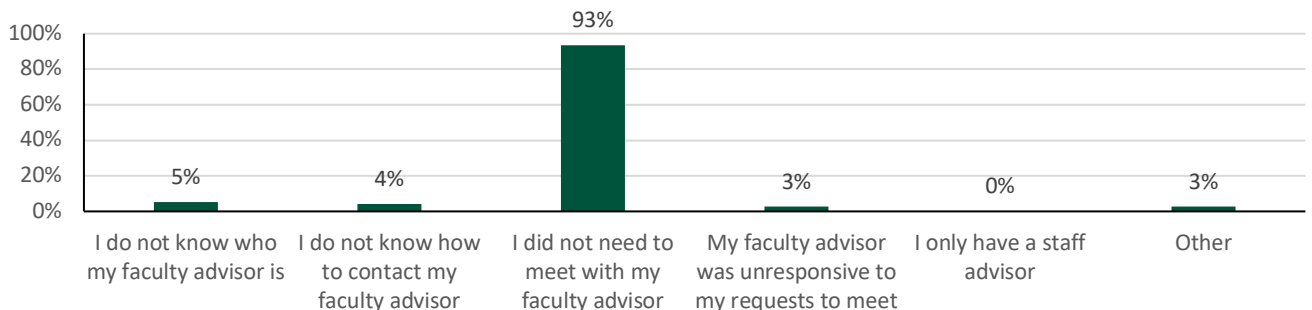
### CAS



### SOM



### SONHP



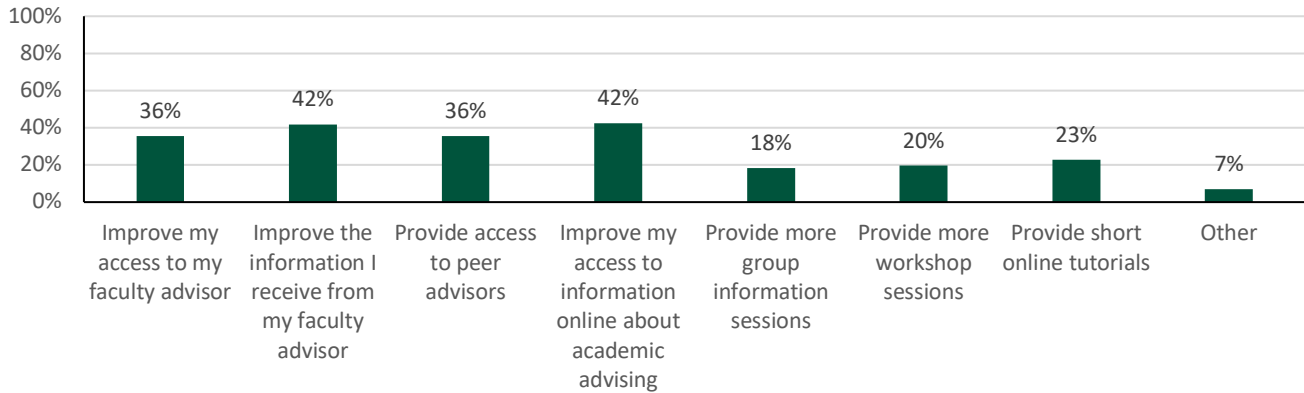
## Improvements to Faculty Advising

Participants indicated what USF could do to improve their faculty advising experience using the following response options: *Improve my access to my faculty advisor*; *Improve the information I receive from my faculty advisor*; *Provide access to peer advisors*; *Improve my access to information online about academic advising*; *Provide more group information sessions*; *Provide more workshop session*; *Provide short online tutorials*; and *Other*. Participants could select all that apply.

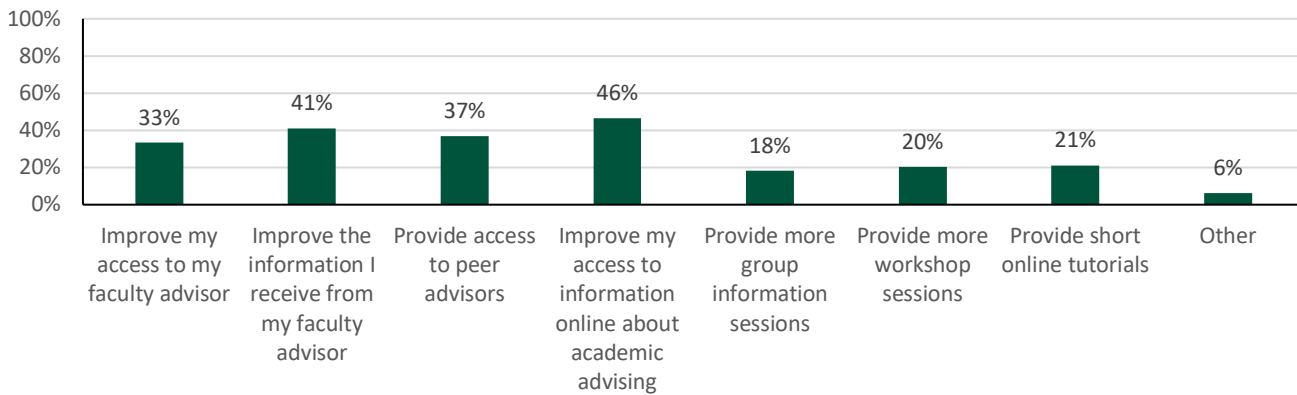
- The highest percentage (42%) of all participants indicated that USF could improve the faculty advising experience by improving access to information online about academic advising and by improving the information received from the faculty advisor.
- The highest percentage (46%) of CAS participants indicated that USF could improve the faculty advising experience by improving access to information online about academic advising.

- The highest percentage of SOM (48%) and SONHP (38%) participants indicated that USF could improve the faculty advising experience by improving the information received from the faculty advisor.

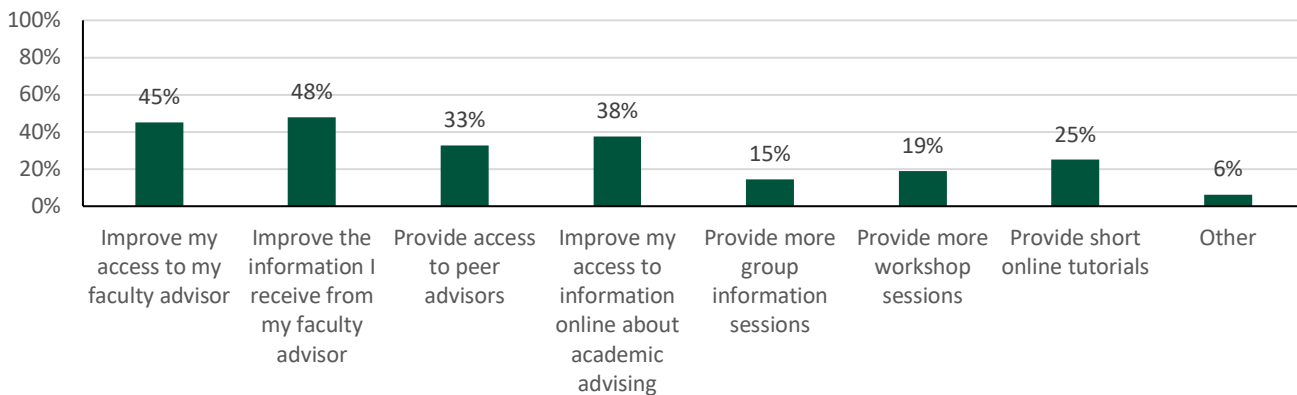
### ALL PARTICIPANTS



### CAS



### SOM





### SONHP

