



Completing Your 2025- 2026 FAFSA

University of San Francisco
Office of Financial Aid

What We Will Cover

- 2025-26 FAFSA Updates
- What Is Needed to Complete Your FAFSA
- Federal Student Aid ID (FSA ID) Creation
- Contributor Information
- Reviewing the 2025-26 FAFSA
- FAFSA Submission Summary
- Questions and Answers



2025-26 FAFSA Timeline

10.1.2024

Beta testing phase begins. FAFSA is available to limited students, participating organizations, schools, and community groups.

11.13.2024

Beta phase 4: Thousands of additional students, parents and organizations are included to complete and submit their FAFSA.

Before End of the Month

Expanded Beta 4: FAFSA is open to all interested students and families to complete.

By 12.1.2024

2025-26 FAFSA officially releases!



Preparing To Complete the FAFSA

Completing the FAFSA



Online FAFSA



PDF FAFSA



Complete Online
FAFSA

Preparing To Complete the 2025-26 FAFSA

- Create a [StudentAid.gov](https://studentaid.gov) account or Federal Student Aid ID (FSA ID).
- [Gather](#) information needed to complete the FAFSA.
- [Determine](#) who are the contributor(s) on your FAFSA.
- For dependent students, use the [Who's My FAFSA Parent? wizard tool](#) to determine which parent(s) will contribute their information.
- Stay informed and up-to-date about 2025-26 FAFSA changes and notifications:
 - Follow Federal Student Aid (FSA) on social media.
 - [X \(Twitter\)](#), [Instagram](#), [Facebook](#), [Youtube](#)
- <https://studentaid.gov/announcements-events/fafsa-support>

What You Will Need



- FAFSA: Verified Federal Student Aid ID (FSA ID).
<https://studentaid.gov/fsa-id/create-account>
- Parent or spouse contributor information
 - ◆ Name
 - ◆ Date of Birth
 - ◆ Social Security Number (if available)
 - ◆ Email Address
 - ◆ Income and Asset Information (If Required)

- Social Security number
- Alien Registration number
- Tax Returns (2023)
- Records of child support received
- Current balances of cash, savings, and checking accounts
- Net worth of investments, businesses, and farm

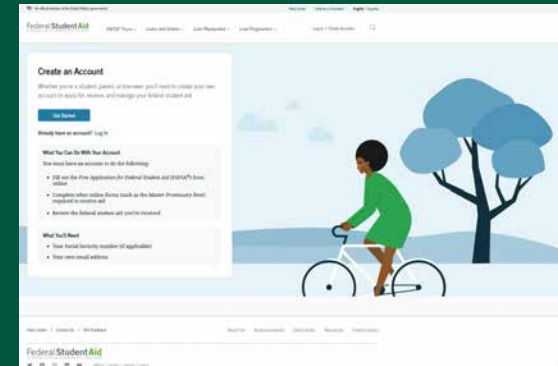
Federal Student Aid ID (FSA ID)

What is a Federal Student Aid ID (FSA ID)?

- An account username and password used to log in to all Federal Student Aid products and tools on StudentAid.gov. All students and their parent and spouse contributor(s) will require a FSA ID.
- Parent and spouse contributor(s) without an SSN is also required to have an FSA ID. Additional verification will be needed.

Creating an FSA ID

1. Create an account at <https://studentaid.gov/fsa-id/create-account/>.
2. Provide your name, date of birth, and Social Security number (if applicable).
3. Enter a unique username, your email address, a strong password, mailing address, phone number, communication preference, and complete challenge questions and answers.
4. Confirm and verify your information.
5. Agree to terms and conditions.
6. Allow 3 days for your FSA ID to be verified



FSA ID Without An SSN

NEW!

1. Create an account on StudentAid.gov and complete all steps, including answering 1-4 knowledge-based questions via TransUnion.
2. Upon completion of the account creation process, the individual will see confirmation page of the results of their identity verification. If they failed the TransUnion process, the individual will be informed that FSA was unable to verify their information and that they must contact FSA Center.
3. FSA will create a case number and sends them a verification email, which will include guidance on how to submit copies of unexpired acceptable documentation to verify their identity. (i.e. U.S. Driver's License, state ID card, Foreign Passport)

FSA ID Without An SSN (cont.)

4. Upon receipt of the email that FSA was unable to verify your identity, an individual is required to submit one or a combination of their acceptable documentation and sign attestation form.
5. FSA will review the submitted documentation and signed attestation form to ensure it is acceptable and matches the account information. If match is successful, the Department will finalize the account creation. The individual will receive an email that the account is ready to use.

What if you forget your FSA ID?

- To reset your password, you will need to have access to the verified email, or verified phone number used when creating your FSA ID.
- How are you ensuring that you will have access to this information in the future?
- e.g . Password manager
 - FSA ID
 - Verified email



Who is a Contributor?

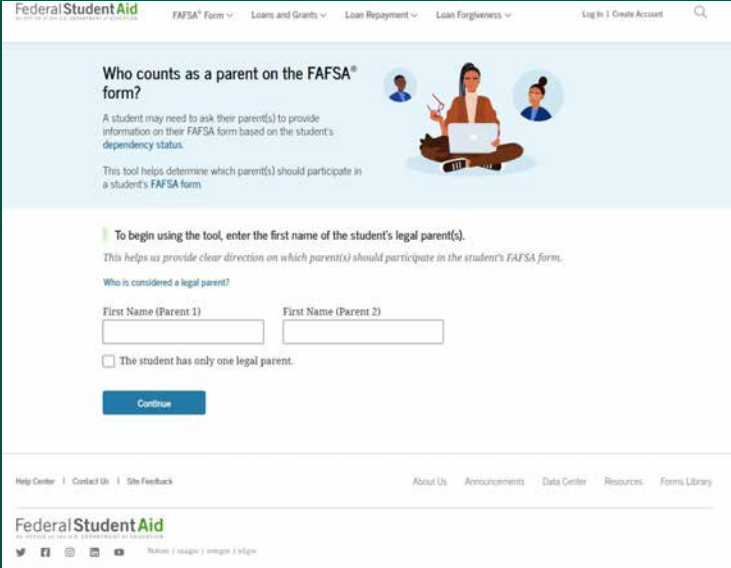
Any individual required to provide consent and approval for federal tax information (FTI) along with their signature on the FAFSA® form, including the student and based on their dependency status the following individuals:

Dependent Student	Independent Student
Biological or adoptive parent; or the parent's spouse (stepparent)	Student's spouse

Who's My FAFSA Parent? Wizard

If you are a dependent student, use the **Who's My FAFSA Parent? Wizard** to identify which parent(s) will be a required contributor on your form.

<https://studentaid.gov/fafsa-apply/parents>



The screenshot shows the 'Who counts as a parent on the FAFSA form?' wizard page on the Federal Student Aid website. The page includes a navigation bar with links for 'FAFSA Form', 'Loans and Grants', 'Loan Repayment', 'Loan Forgiveness', 'Log In', and 'Create Account'. The main content area features a title, a brief explanation of why parents are asked for information, and a step-by-step instruction: 'To begin using the tool, enter the first name of the student's legal parent(s). This helps us provide clear direction on which parent(s) should participate in the student's FAFSA form.' Below this, there is a section titled 'Who is considered a legal parent?' with two input fields for 'First Name (Parent 1)' and 'First Name (Parent 2)'. A checkbox option is provided: 'The student has only one legal parent.' A blue 'Continue' button is located at the bottom of the form. The footer contains links for 'Help Center', 'Contact Us', 'Site Feedback', 'About Us', 'Announcements', 'Data Center', 'Resources', and 'Forms Library', along with the Federal Student Aid logo and social media icons.

Information Needed to Invite a Contributor

The information required when inviting a contributor (student, independent student's spouse, or dependent student's parent) to complete the FAFSA includes the contributor's:

- Legal name (from their Social Security Card);
- Date of birth;
- Social Security Number (SSN) if they have one;
- Email Address

FAFSA Form Contributors

Understand and
Prepare **FAFSA**[®]
Form Contributors

The background of the text area features a faint, light-colored illustration of a modern multi-story building with several windows and a single tree to its left. The entire scene is set against a light, hazy background.

45 Day Deadline To Complete the FAFSA

- Students and all contributors should complete their portions of the application ASAP.
- Incomplete/saved applications will be deleted from the system after 45 days of inactivity or after the federal deadline date, whichever comes first.



Completing the FAFSA



SCAN ME

To complete the 2025-26 FAFSA
<https://studentaid.gov/h/apply-for-aid/fafsa>

FAFSA Landing Page

FAFSA® 2025-26 Coming Soon
The 2025-26 FAFSA Form is currently in its beta testing period. Only a select number of people have been invited to participate in the beta. Full access is coming soon. [Learn more](#)

An official website of the United States government | Help Center | Submit a Complaint | English | Español

Federal Student Aid
AN OFFICE OF THE DEPARTMENT OF EDUCATION

FAFSA® Form ▾ | Loans and Grants ▾ | Loan Repayment ▾ | Loan Forgiveness ▾

FAFSA® 2025-26 Coming Soon
We're working to launch the new 2025-26 FAFSA form.
[Learn more about the new form timeline.](#)

Need the 2024-25 FAFSA form?
[Log In To Start a New Form](#) | [Log In To Edit Existing Forms](#)

Check FAFSA® Deadlines for the State You Live In
Some states and schools use information from the FAFSA® form to determine your eligibility for their grants, scholarships, and loans. Check your state's deadlines [here!](#)

Missing a state deadline doesn't impact your eligibility for federal student aid, so fill out your FAFSA form even if your state deadline has passed.

School Year: State of Residence: [Find Deadlines](#)
[View All FAFSA Deadlines](#)

- Be sure to complete the FAFSA for the appropriate academic year.
- On this page, you are directed to “start a new form” or “edit existing forms.”

Student Log In

The screenshot shows the Federal Student Aid login interface. At the top, it identifies itself as an official website of the United States government. The main navigation bar includes links for 'FAFSA Form', 'Loans and Grants', 'Loan Repayment', and 'Loan Forgiveness', along with a search icon and a 'Log In | Create Account' link. The central focus is a 'Log In' form with a blue header and a right-pointing arrow icon. The form contains two input fields: 'Email, Phone, or FSA ID Username' with the text 'testS95011023' and 'Password' with masked characters and a 'Show Password' link. Below the fields is a prominent blue 'Log In' button. Underneath the button are links for 'Forgot My Username' and 'Forgot My Password', and a 'Create an Account' link. At the bottom of the form area is a link that says 'Help Me Log In to My Account'. The footer of the page contains additional navigation links like 'Help Center', 'Contact Us', and 'Site Feedback', as well as social media icons and a 'Site Feedback' link.

To access the FAFSA form, all students are required to have an FSA ID. If the student does not have an FSA ID, they can select “Create an Account”.

Student Role

The screenshot shows the FAFSA 2025-26 login interface. At the top left, it says "FAFSA[®] FORM 2025-26". Below this is a decorative banner with hot air balloons and a blue ribbon that reads "Welcome, Brenda, to the FAFSA[®] Form". The main content area has the text "I am starting the FAFSA form as a" followed by two options: "Student" (with a selected radio button and a graduation cap icon) and "Parent" (with an unselected radio button and a family icon). At the bottom, there are "Previous" and "Continue" buttons.

After logging in, the student can select the applicable role to fill out the FAFSA.

Understanding the FAFSA

Understanding the FAFSA® Form
1 of 4
What is the FAFSA® form?

Use the *Free Application for Federal Student Aid (FAFSA®)* form to apply for grants, scholarships, work-study funds, and loans for college or graduate school.

What is FAFSA® and why is it important?

Previous Continue

Understanding the FAFSA® Form
2 of 4
What To Expect
How long will this take? 1 hour

Every contributor must provide consent and approval for you to be eligible for federal student aid. With your consent and approval, we can obtain your federal tax information automatically from the IRS to help you complete the FAFSA® form. You can save the form and return to it later if you need more time.

What Does It Mean To Provide Consent and Approval on the 2024-25 FAFSA® Form?

Previous Continue

Understanding the FAFSA® Form
2 of 4
Contributors to the FAFSA® Form

Who is a contributor on the 2024-25 FAFSA® form?

Parents or Spouses
Your answers to the FAFSA® form will determine if any contributors need to be identified. These contributors will complete your own sections of the form and you will be asked to provide personal and financial information, but will not become financially responsible for the student's education.

How To Invite
Contributors will need to log in with their own FSA ID to provide their information. To invite a contributor to a FAFSA form, you'll need to provide their name, date of birth, Social Security number, and email address.

Information or Documents You May Need →

Previous Continue

Understanding the FAFSA® Form
2 of 4
After Submitting the FAFSA® form

After completing the FAFSA® form, you will receive a confirmation with preliminary information related to your eligibility for federal student aid.

What Happens After Submitting Your FAFSA® Form?

- The schools you selected will receive your FAFSA eligibility information in late January. You will receive an email to let you know when this information has been sent to your selected schools.
- You will receive an email when your official Student Aid Index (SAI) is available. To receive your SAI, log into StudentAid.gov with your username and password (FSA ID). Your official SAI is a number used to determine federal aid eligibility.
- Schools will use your official SAI to create your financial aid offer that includes the types and amounts of aid they are offering you. You should begin to receive your personalized aid information from the schools you've been accepted for several weeks after they receive your FAFSA information.

Understanding the FAFSA Form

1. What is the FAFSA form?
2. Contributors to the FAFSA form
3. What to expect
4. After Submitting the FAFSA form

State of Legal Residence

FAFSA[®] FORM 2025-26 Student Jenny Price Save FAFSA Menu

Student State of Legal Residence

State ⓘ

Georgia (GA)

Date the Student Became a Legal Resident of Georgia (GA)

Month Year

01 2008 ⓘ

Previous Continue

Student answers the question based on their state of legal residence and month/year they became a legal residence in that state.

Provide Consent and Approval

FAFSA 2025-26 Student Aid Profile

Provide Consent and Approval or You Won't Be Eligible for Federal Student Aid

Summary

Your consent and approval are needed to receive and disclose federal tax information. With your consent and approval, we can obtain tax return information automatically from the IRS to help you complete the FAFSA Form. If you don't provide consent and approval, you will not be eligible for federal student aid, including grants and loans. You must provide consent and approval even if you didn't file a U.S. federal tax return or any tax return.

- Get your 2023 tax return information for the 2025-26 FAFSA form.
- Federal tax information is used to determine your eligibility for federal student aid.
- Tax return information is required to complete the FAFSA form.

By accepting below, I consent to the disclosure of information about me, as described below, and further affirmatively agree to the receipt and use of my federal tax information sent to the U.S. Department of Education (ED) in accordance with any federal tax information, as described below. By accepting below, I consent to and affirmatively agree to, as applicable, the following:

- ED may disclose my Social Security number/Individual Taxpayer Identification Number, last name, date of birth, unique identifier, the tax year for which federal tax information is required, and the date and timing of my approval for the use of my federal tax information in determining eligibility by ED to file which approval is provided to the U.S. Department of the Treasury, Internal Revenue Service (IRS). I understand that to request to file a request from ED, the IRS should then disclose my federal tax information to "authorized personnel" designated officers and employees of ED and its contractors (as described below) for the purpose of determining eligibility for and the amount of federal student aid under a program authorized under subpart 3 of part A, part C, or part D of the Higher Education Act of 1965, as amended, for myself or an applicant and who has requested that I share my federal tax information on the FAFSA form.
- Authorized persons at ED and its contractors as defined in 25 U.S.C. § 3033, may use my federal tax information for the purpose of determining the eligibility for federal student aid under a program authorized under subpart 3 of part A, part C, or part D of the Higher Education Act of 1965, as amended, for myself or a FAFSA tax filer's dependent child's federal tax information on the FAFSA form.
- ED may disclose my federal tax information received from the IRS pursuant to the following written authority for the use in the application administration of financial aid:
 - Institutions of higher education participating in the federal student aid authorized under subpart 3 of part A, part C, or part D of Title IV of the Act of 1965, as amended.
 - State higher education agencies.
 - Scholarship organizations designated prior to Dec. 18, 2013, by the secretary of the Department of Education and state higher education agencies of the institution or state agency's institution for its award, and administration of such financial aid.

Frequently Asked Questions

Who should provide consent and approval?

If I'm married and didn't file a joint tax return with my current spouse, does my spouse have to provide consent and approval for you to access their tax information?

What happens after I provide consent and approval?

What happens if I decline consent and approval?

Just "Agree" to provide consent and approval for the use of your federal tax information to determine your eligibility for federal student aid. If you select "Decline" you will not be eligible for federal student aid.

Previous Decline Approve

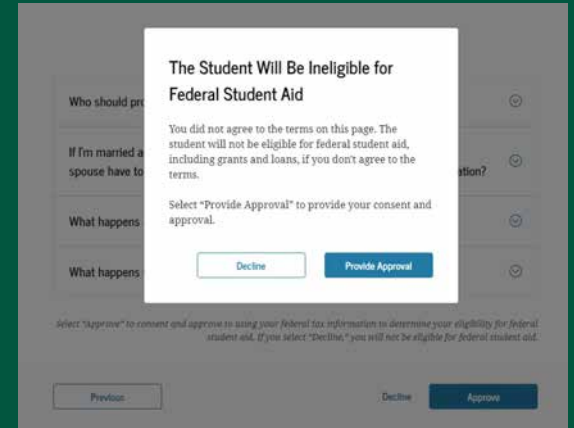
The student is asked to provide consent and approval to transfer and use tax information from the IRS to the FAFSA.

Consent must be provided to be eligible for federal student aid.

What about...

Student and contributor who don't provide consent and approval

- Student and contributor has two opportunities to provide consent and approval prior to submitting the FAFSA.
- When consent and approval is not provided, a student aid index (SAI) will not be calculated and the student is ineligible for all student aid.
- Warning messages will appear regarding federal student aid ineligibility



Student Marital Status

FAFSA[®] FORM 2025-26 Student Jenny Price Save FAFSA Menu

1 Personal Circumstances 2 Demographics 3 Financials 4 Colleges 5 Signature

Student Current Marital Status ⓘ

Single (never married)

Married (not separated)

Remarried

Separated

Divorced

Widowed

Previous Continue

Student selects their current marital status.

College or Career School Plans

FAFSA[®] FORM 2025-26 Student: Jenny Price Save | FAFSA Menu

1 Personal Circumstances 2 Demographics 3 Financials 4 Colleges 5 Signature

Student College or Career School Plans

When the student begins the 2025-26 school year, what will their college grade level be? ⓘ

First year (freshman)

Second year (sophomore)

Other undergraduate (junior and beyond)

Master's or doctorate program (such as, M.A., MBA, M.D., J.D., Ph.D., Ed.D., etc.)

When the student begins the 2025-26 school year, will they already have their first bachelor's degree? ⓘ

Yes No

Previous Continue

Answer the following based on student's grade level and bachelor's degree completion status for the 2025-2026 academic year.

Student Personal Circumstances

The screenshot shows the FAFSA 2025-26 interface for Student Jenny Price. The progress bar indicates the user is on step 1, Personal Circumstances. The section title is "Student Personal Circumstances" with the instruction "Select all that apply:". There are eight checkboxes with corresponding text and help icons:

- The student is currently serving on active duty in the U.S. armed forces for purposes other than training.
- The student is a veteran of the U.S. armed forces.
- The student has children or other people (excluding their spouse) who live with them and receive more than half of their support from the student now and between July 1, 2025, and June 30, 2026.
- At any time since the student turned 13, they were an orphan (no living biological or adoptive parent).
- At any time since the student turned 13, they were a ward of the court.
- At any time since the student turned 13, they were in foster care.
- The student is or was a legally emancipated minor, as determined by a court in their state of residence.
- The student is or was in a legal guardianship with someone other than their parent or stepparent, as determined by a court in their state of residence.

The "None of these apply." checkbox is selected. At the bottom, there are "Previous" and "Continue" buttons.

- Student is asked if any of these personal circumstances apply.
 - Select all that applies
 - None of these apply
- Answers to this question helps to determine student's dependency status.

Other Circumstances

The screenshot shows the FAFSA 2025-26 application interface for Student Jenny Price. The progress bar indicates the user is on step 1, 'Personal Circumstances'. The question is: 'At any time on or after July 1, 2024, was the student unaccompanied and either (1) homeless or (2) self-supporting and at risk of being homeless?'. The 'No' option is selected.

FAFSA[®] FORM 2025-26 Student Jenny Price Save | FAFSA Menu

1 Personal Circumstances 2 Demographics 3 Financials 4 Colleges 5 Signature

Student Homelessness

At any time on or after July 1, 2024, was the student unaccompanied and either (1) homeless or (2) self-supporting and at risk of being homeless? ⓘ

Yes No

Previous Continue

- Was the student at anytime on or after July 1, 2024 unaccompanied and homeless or self supporting and at risk of being homeless.
- This is another question that helps determine a student's dependency status.

Unusual Circumstances

FAFSA[®] FORM 2025-26 Student: Jenny Price Save FAFSA Menu

1 Personal Circumstances 2 Demographics 3 Financials 4 Colleges 5 Signature

Student Unusual Circumstances

This information will help us evaluate the student's ability to pay for school.

Do unusual circumstances prevent the student from contacting their parents or would contacting their parents pose a risk to the student? ⓘ

A student may be experiencing unusual circumstances if they

- left home due to an abusive or threatening environment;
- are abandoned by or estranged from their parents;
- have refugee or asylee status and are separated from their parents, or their parents are displaced in a foreign country;
- are a victim of human trafficking;
- are incarcerated, or their parents are incarcerated and contact with the parents would pose a risk to the student; or
- are otherwise unable to contact or locate their parents.

If the student's circumstances resulted in not having a safe and stable place to live, they may be considered a homeless youth and should review the answer to the previous question about being unaccompanied and homeless.

Yes No

Previous Continue


- The student is asked if any unusual circumstances prevents them from contacting their parent(s) or would pose a risk to the student if they are able to contact their parent(s).
- Some circumstances may be considered a homeless youth. Review the previous question to see if that applies.
- Contact the Financial Aid Office to determine next steps after submitting the FAFSA.

Your Dependency Status

FAFSA[®] FORM 2025–26 Student Jenny Price Save | FAFSA Menu

1 Personal Circumstances 2 Demographics 3 Financials 4 Colleges 5 Signature

Your Dependency Status



Dependent Student

Based on your answers, you're a dependent student. This means you must provide parent information on your FAFSA[®] form. This information helps determine how much federal student aid you're eligible to receive.

Direct Unsubsidized Loan Only

Are the student's parents refusing to provide their information on this FAFSA[®] form? ⓘ

This response must be "No" for the student to be considered for Federal Pell Grant eligibility and most other types of federal student aid.

Yes No

Previous Continue

- Based on answers to the previous questions, the student is determined to either be a dependent or independent student.
- For dependent students, student have the option to apply for Direct Unsubsidized Loan only if parents are unwilling to provide their information.

Dependent Students: Tell Us About Your Parents

The screenshot shows the FAFSA 2025-26 interface for a student named Jenny Price. At the top, there is a progress bar with five steps: 1. Personal Circumstances (highlighted), 2. Demographics, 3. Financials, 4. Colleges, and 5. Signature. Below the progress bar, the section title is "Tell Us About the Student's Parents". A green box contains the text: "On the FAFSA® form, the 'parent' is the student's legal (biological or adoptive) parent." Below this, a question asks "Are the parents married to each other?" with two radio button options: "Yes" (selected) and "No". A blue box titled "Provide Information for Both Parents" contains an icon of a document with a green plus sign and the text: "Based on your answers in the previous section, you'll need to provide information about both parents on the FAFSA® form. You can invite the parents to the form and have them complete their required sections." At the bottom, there are two buttons: "Previous" and "Continue".

- For dependent students only, student will be asked to provide information about their parent(s).
- Student will need to invite their parent contributor(s) to complete their required portion of the FAFSA.
- Parent Wizard will ask filtering questions to determine which parent(s) will need to be invited to complete their section of the FAFSA.

Dependent Students: Inviting Parent Contributors

FAFSA Form 2025-26 Student Jerry Price Save FAFSA Menu

1 Personal Circumstances 2 Demographics 3 Financials 4 College 5 Signature

Invite Parent(s) to This FAFSA® Form

We Need Information for Your Parent(s) Now

Based on your answers in the previous section, you'll need to provide information about both of your parents on your FAFSA® form. This doesn't make them financially responsible for your education. You can invite one or both of your parents to your form now and have them complete their required sections.

Enter information about your parent(s) identified on the prior page, and we'll send an email on your behalf.

If they already have a StudentAid.gov account username and password (FSA ID), the info entered here must exactly match that account.

IMPORTANT: If your contributor doesn't have a Social Security number, you may encounter an issue that impacts your ability to add them to your form. If you receive this error, review [guidance and recommended workaround](#) and try again.

Use the email address that is most likely to reach your contributor. Unlike the other information provided, the email address doesn't need to match the email associated with their StudentAid.gov account.

Parent	Parent Spouse or Partner (Optional)
First Name <input type="text" value="Mark"/>	First Name <input type="text"/>
Last Name <input type="text" value="Price"/>	Last Name <input type="text"/>
Date of Birth <input type="text" value="01 01 1980"/>	Date of Birth <input type="text"/>
Social Security Number (SSN) <input type="text" value="***-**-8744"/>	Social Security Number (SSN) <input type="text"/>
<input type="checkbox"/> My parent doesn't have an SSN. Checking this box when your parent does have an SSN may delay processing of your FAFSA form.	<input type="checkbox"/> My parent doesn't have an SSN. Checking this box when your parent does have an SSN may delay processing of your FAFSA form.
Email Address <input type="text" value="brianprice@gmail.com"/>	Email Address <input type="text"/>
Confirm Email Address <input type="text" value="brianprice@gmail.com"/>	Confirm Email Address <input type="text"/>
<input type="button" value="Send Invite"/>	<input type="button" value="Send Invite"/>

Based on answers to the previous question, student will be asked to enter personal information for their parent(s) to send them an invite to their FAFSA.

Student Demographic: Gender

The screenshot shows the FAFSA 2025-26 application interface for Student Jenny Price. A progress bar at the top indicates five steps: 1. Personal Circumstances (checked), 2. Demographics (current step), 3. Financials, 4. Colleges, and 5. Signature. The main heading is "Student Demographic Information". Below this, a green box contains the text: "Questions Used for Research Purposes Only and Do Not Affect Federal Student Aid Eligibility. Your answers will not: • affect the student's eligibility for federal student aid, • be used in any calculations, or • be shared with the schools to which the student applies." The question "What is the student's gender?" is followed by four radio button options: Male, Female, Nonbinary, and Prefer not to answer (which is selected). At the bottom, there are "Previous" and "Continue" buttons.

Student will be asked about their gender identity.

Answers to questions in this section does not affect a student's aid eligibility or determination nor shared with colleges/ universities.

Student Demographic: Race and Ethnicity

FAFSA[®] FORM 2025-26 Student: Jenny Price Save FAFSA Menu

1 Personal Circumstances 2 Demographics 3 Financials 4 Colleges 5 Signature

Student Race and Ethnicity

Questions Used for Research Purposes Only and Do Not Affect Federal Student Aid Eligibility

Your answers will not

- affect the student's eligibility for federal student aid,
- be used in any calculations, or
- be shared with the schools to which the student applies.

Is the student of Hispanic, Latino, or Spanish origin?

Select all that apply

No, not of Hispanic, Latino, or Spanish origin

Yes, Mexican, Mexican American, or Chicano

Yes, Puerto Rican

Yes, Cuban

Yes, another Hispanic, Latino, or Spanish origin

Prefer not to answer

What is the student's race?

Select all that apply:

White

German

Irish

English

Italian

Polish

French

Other/None (for example, Lebanese, Egyptian, Pakistani, etc.)—Don't enter commas.

Black or African American

Asian

American Indian or Alaska Native

Native Hawaiian or Other Pacific Islander

Prefer not to answer

Previous Continue

Student will be asked about their race and ethnicity.

Answers to questions in this section does not affect a student's aid eligibility or determination nor shared with colleges/ universities.

Student Citizenship Status

The screenshot displays the FAFSA 2025-26 form for Student Jenny Price. The progress bar at the top indicates the following steps: 1. Personal Circumstances (completed), 2. Demographics (current step), 3. Financials, 4. Colleges, and 5. Signature. The 'Student Citizenship Status' section is active, showing three radio button options: 'U.S. citizen or national' (selected), 'Eligible noncitizen', and 'Neither U.S. citizen nor eligible noncitizen'. Navigation buttons for 'Previous' and 'Continue' are visible at the bottom of the form.

- Student selects their citizenship status.
- Eligible non-citizens will be asked to provide their A-Number.
- Students who select neither U.S. citizen nor eligible non-citizen are not eligible for federal student aid. This includes students who may have a Social Security Number or DACA students.

Parent Education Level

The screenshot shows the FAFSA 2025-26 application form for Student Jenny Price. The progress bar indicates the following steps: 1. Personal Circumstances (completed), 2. Demographics (current step), 3. Financials, 4. Colleges, and 5. Signature. The 'Parent Education Status' section asks, 'Did either of the student's parents attend college or complete college?' and provides four radio button options: 'Neither parent attended college' (selected), 'One or both parents attended college, but neither parent completed college', 'One or both parents completed college', and 'Don't know'. Navigation buttons for 'Previous' and 'Continue' are visible at the bottom.

FAFSA[®] FORM 2025-26 Student Jenny Price Save | FAFSA Menu

1 Personal Circumstances 2 Demographics 3 Financials 4 Colleges 5 Signature

Parent Education Status

Did either of the student's parents attend college or complete college? ⓘ

- Neither parent attended college
- One or both parents attended college, but neither parent completed college
- One or both parents completed college
- Don't know

Previous Continue

Student will be asked to provide information on their parent(s) education level or status.

Student High School Completion Status

FAFSA[®] FORM 2025-26 Student Jenny Price Save FAFSA Menu

1 Personal Circumstances 2 Demographics 3 Financials 4 Colleges 5 Signature

Student High School Completion Status

What will the student's high school completion status be at the beginning of the 2025-26 school year?

High school diploma

State-recognized high school equivalent (e.g., GED certificate)

Homeschooled

None of the above

Previous

FAFSA[®] FORM 2025-26 Student Jenny Price Save FAFSA Menu

1 Personal Circumstances 2 Demographics 3 Financials 4 Colleges 5 Signature

Student High School Information

From what high school did or will the student graduate?

State
Georgia (GA)

City
Burrhead

High School Name - remove
North Gwinnett High School

North Gwinnett High School
Suwanee, Georgia (GA)

Search Again

Previous Continue

- Student's high school completion status when they start the 2025-2026 academic year.
- For students who graduated high school, they will be asked to enter their high school information.

Student Tax Return Information

FAFSA[®] Form 2025-26 Student Jersey Price Save FAFSA Menu

Personal Circumstances Demographics Financials Colleges Signature

Student Tax Filing Status

Did or will the student file a 2023 IRS Form 1040 or 1040-NR?

Yes No

Previous Continue

FAFSA[®] Form 2025-26 Student Jersey Price Save FAFSA Menu

Personal Circumstances Demographics Financials Colleges Signature

Student 2023 Tax Return Information

Refer to the student's 2023 tax return to answer the following questions.
If the answer to any of the questions does not apply, enter 0.

Use Where to find this information on the tax form

Filing Status

Single

Head of household

Married filing jointly

Married filing separately

Qualifying surviving spouse

Income Earned From Work

\$ 000

Tax Exempt Interest Income

\$ 000

Unearned Portions of IRA Distributions

\$ 000

Student is asked supplemental tax return questions based on their 2023 tax return (if applicable).

Student Asset Information

FAFSA[®] FORM 2025-26 Student Jenny Price Save FAFSA Menu

Personal Circumstances Demographics **Financials** Colleges Signature

Student Assets

Current Total of Cash, Savings, and Checking Accounts
Don't include student aid.

\$ 800 .00

Current Net Worth of Investments, Including Real Estate
Don't include the home the student lives in. Net worth is the value of the investments minus any debts owed against them.

\$ 0 .00

Current Net Worth of Businesses and Investment Farms
Enter the net worth of the student's businesses and for-profit agricultural operations. Net worth is the value of the businesses and farms minus any debts owed against them.

\$ 0 .00

Previous Continue

Assets include:

- Balance of cash, savings, and checking accounts.
- Net worth of investments such as real estate, stocks, bonds, CDs. Does not include primary home that you and your parents live in.
- Net worth of businesses and investment farms. (value minus debt owed against them).
-

Student Assets

FAFSA FORM 2025-26 Parent of Jerry Price Save FAFSA Menu

1 Demographics 2 Financials 3 Signature

1 Report Combined Assets and Child Support Received
Report the combined assets and child support received for both parents.

Annual Child Support Received
Enter the total amount of child support the parent received for the last complete calendar year.

Parent Assets
Total Amount of Cash, Savings, and Checking Accounts on the Date the FAFSA Form Was First Submitted.
Don't include student aid.

Net Worth of Investments, Including Real Estate, on the Date the FAFSA Form Was First Submitted
Don't include the home the parent lives in. Net worth is the value of the investments minus any debts owed against them.

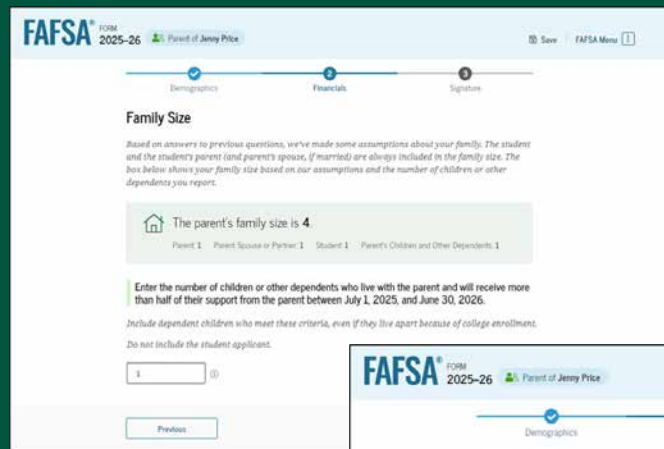
Net Worth of Businesses and Investment Farms on the Date the FAFSA Form Was First Submitted
Enter the net worth of the parent's businesses and for-profit agricultural operations. Net worth is the value of the businesses and farms minus any debts owed against them.

Previous Continue

Assets include:

- **New Child support received (independent/parent).**
- Balance of cash, savings, and checking accounts.
- Net worth of investments such as real estate, stocks, bonds, CDs. Does not include primary home that you and your parents live in.
- Net worth of businesses and investment farms. (value minus debt owed against them).

Independent Students and Parents: Family Size and Number In College



FAFSA[®] FORM 2025-26 Parent of Jenny Price Save FAFSA Menu

Demographics Financials Signatures

Family Size

Based on answers to previous questions, we've made some assumptions about your family. The student and the student's parents (and parents' spouse, if married) are always included in the family size. The box below shows your family size based on our assumptions and the number of children or other dependents you report.

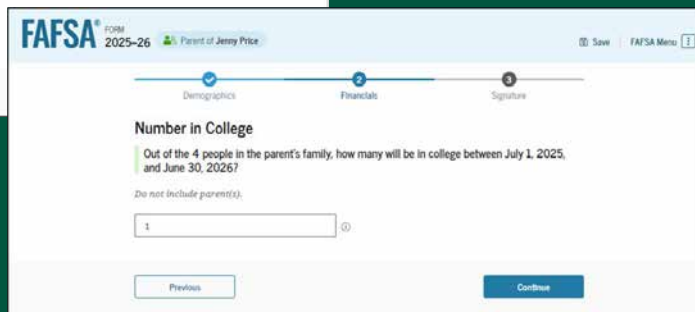
The parent's family size is 4

Parent: 1 Parent Spouse or Partner: 1 Student: 1 Parent's Children and Other Dependents: 1

Enter the number of children or other dependents who live with the parent and will receive more than half of their support from the parent between July 1, 2025, and June 30, 2026.

Include dependent children who meet these criteria, even if they live apart because of college enrollment. Do not include the student applicant.

Previous



FAFSA[®] FORM 2025-26 Parent of Jenny Price Save FAFSA Menu

Demographics Financials Signatures

Number in College

Out of the 4 people in the parent's family, how many will be in college between July 1, 2025, and June 30, 2026?

Do not include parent(s).

Previous Continue

- For independent students and parents, family size is pulled in from the tax return.
- Question ask if their family size has changed since filing their 2023 tax return. If you answer yes, you will have the option to enter your family size.

Selecting Colleges to Receive the FAFSA

The screenshot shows the FAFSA 2025-26 application form for Student Jenny Price. The progress bar indicates the following steps: Personal Circumstances (1), Demographics (2), Financials (3), Colleges (4), and Signature (5). The current step is 'Colleges', which asks 'Where should we send the FAFSA® information?' and instructs the user to 'Search and select colleges and career schools.' It provides a search interface with a 'State' dropdown menu (currently set to 'cal') and a 'School Name - optional' text input. A 'Search' button is located below the input fields. At the bottom of the form, there are 'Previous' and 'Continue' buttons.

- You may use the search by school name, state, and city to locate the school. You may also enter USF's federal school code.
- Students may select up to **20 schools** to send the FAFSA to.

University of San
Francisco (USFCA)
School Code:

001325

FAFSA Review Page

FAFSA FORM 2025-26 Student: Jenny Price Save FAFSA Menu

Continue To Sign Your Form

Here's a summary of the information you provided on the FAFSA form. Continue once you're ready to submit.

Scroll To Continue
After reviewing your answers, scroll to the bottom of the page to continue. You must continue past this page to sign and submit your section of the FAFSA form.

Student Sections

- Introduction
- Personal Identifiers
- Section 1 Personal Circumstances
- Section 2 Demographics
- Section 3 Financials
- Section 4 Colleges

Contributor Section

This Section is Shared with One Contributor [Manage Contributor Information](#)

This FAFSA form is shared with the individual(s) listed below. View who you invited and the status of their section.

Contributor(s)	Role	Date Added	Status
Mark Price	Parent	8/28/2024	Invite Again

Parent Sections

- Introduction
- Personal Identifiers
- Section 1 Demographics
- Section 2 Financials

[Previous](#) [Continue](#)

The review page displays the responses provided on the FAFSA. Before signing the FAFSA, review all sections to ensure accuracy and edit any responses as needed.

Signature Page

FAFSA[®] FORM 2025-26 Student Jenny Price Save FAFSA Menu

Personal Circumstances Demographics Financials College **Signature**

Sign and Complete Your Section

Summary

This page confirms that you understand the terms and conditions of the FAFSA[®] form and filled out the form accurately to the best of your ability.

The FAFSA form is a legal document you will electronically sign with your account username and password (FSA ID). Because your FSA ID is associated with your personal information, do not share it with anyone.

By signing this application electronically using your FSA ID, YOU, THE STUDENT, certify that you

- will use federal and/or state student aid only to pay the cost of attending an institution of higher education,
- are not in default on a federal student loan or have made satisfactory arrangements to repay it,
- do not owe money back on a federal student grant or have made satisfactory arrangements to repay it,
- will notify your school if you default on a federal student loan, and
- will not receive a Federal Pell Grant from more than one school for the same period of time.

By signing this application electronically using your account username and password, you certify that all of the information you provided is true and complete to the best of your knowledge and you agree, if asked, to provide

- information that will verify the accuracy of your completed form, and
- U.S. or foreign income tax forms that you filed or are required to file.

You also certify that you understand that the secretary of education has the authority to verify information reported on your application.

If you sign this application or any document related to the federal student aid programs electronically using a username and password, and/or any other credential, you certify that you are the person identified by the username and password, and/or any other credential and have not disclosed that username and password, and/or any other credential to anyone else. If you purposefully give false or misleading information, including applying as an independent student without meeting the unusual circumstances required to qualify for such a status, you may be subject to criminal penalties under 20 U.S.C. 1097, which may include a fine up to \$20,000, imprisonment, or both.

Additionally, by signing this application electronically using your FSA ID, you authorize the U.S. Department of Education to disclose all information provided on this application, as required under Section 4852A(d)(2)(B) of the Higher Education Act of 1965, as amended, to the institutions you have identified herein, state higher education agencies in your state of residence and the states in which the institutions identified herein are located, and designated scholarship organizations to assist with the application, award, and administration of federal, state, or institutional financial aid programs and designated scholarship programs. Notwithstanding this authorization, the name of an institution that you select to authorize such disclosure shall not be shared with any other institution.

Sign Your FAFSA[®] Form

Jenny Price, agree to the terms outlined above.

Previous Sign

- Read and acknowledge the terms and conditions provided in this section. After agreeing to the terms and conditions and signing the signature page, you will now be able to submit the FAFSA.
- If contributors are invited to complete their required section of the FAFSA, **the FAFSA is not considered complete until they submit their portion.**

FAFSA Status Page

FAFSA FORM 2025-26 Student Jenny Price Save FAFSA Menu

You're Almost There!
The student section is complete!

Parent Contributors

Requirements for Dependent Students
Your FAFSA® form is not complete until your parent(s) fill in the contributor section of the form and sign it. Once completed, your FAFSA form will be submitted for processing.

Contributor(s)	Role	Date Added	Status
Mark Price	Parent	8/28/2024	Invite Sent

Track and Manage Your FAFSA® Form and Contributors [View Status](#)

Your application has been added to the "My Activity" page in your StudentAid.gov account. Visit this page to keep track of your FAFSA status; review, edit, or delete information on your form; and monitor the status of your contributor(s).

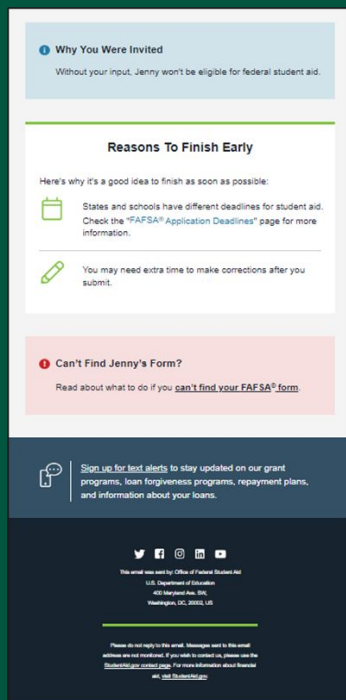
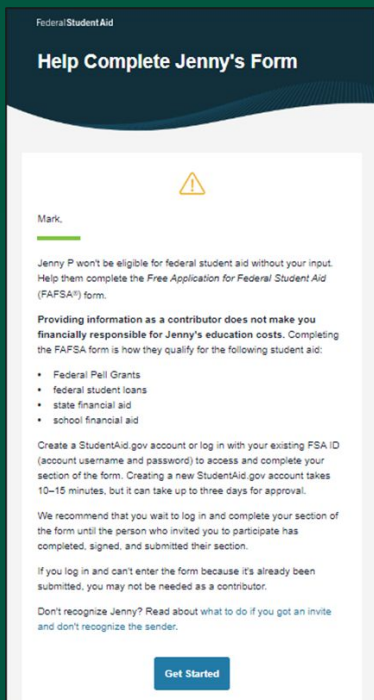
- The FAFSA status page displays information about next steps for the student.
- Student is reminded that their FAFSA form is not completed and can't be submitted until the parent completes the contributor section of the form and signs it.
- Check and track the status of the FAFSA form.
- Edit contributor invite.



Contributor's View

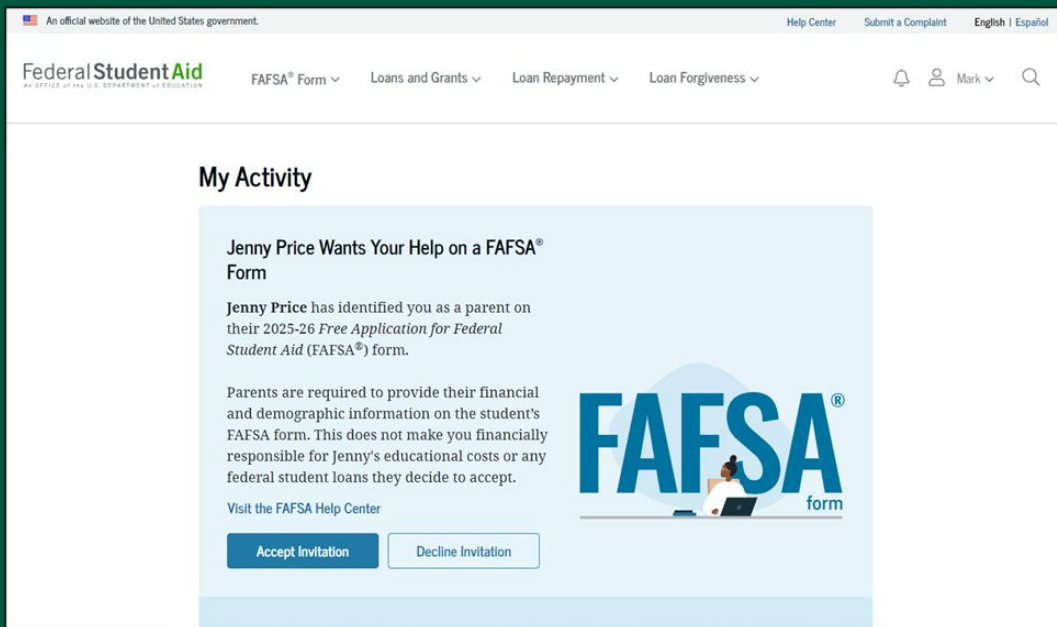


Contributor's Email



This demonstrates the view of the email contributor's receive. Selecting "Get Started" will take the contributor to StudentAid.gov. A FSA ID will be required to log in.

My Activity



An official website of the United States government. Help Center Submit a Complaint English | Español

Federal Student Aid
AN OFFICE OF THE U.S. DEPARTMENT OF EDUCATION

FAFSA® Form ▾ Loans and Grants ▾ Loan Repayment ▾ Loan Forgiveness ▾

🔔 👤 Mark ▾ 🔍

My Activity


Jenny Price Wants Your Help on a FAFSA® Form

Jenny Price has identified you as a parent on their 2025-26 *Free Application for Federal Student Aid* (FAFSA®) form.

Parents are required to provide their financial and demographic information on the student's FAFSA form. This does not make you financially responsible for Jenny's educational costs or any federal student loans they decide to accept.

Visit the FAFSA Help Center

[Accept Invitation](#) [Decline Invitation](#)



After logging in, the “My Activity” page shows the invitation to be a contributor on the student’s FAFSA. You may select “Accept Invitation” to start the form.

Contributor: Providing Consent and Approval

Contributors must provide their consent and approval. By providing consent , the federal tax information will be transferred directly to the FAFSA from the IRS. **Student will be ineligible for all student aid if they do not provide consent.**

Contributor Confirmation Page

The screenshot shows the FAFSA 2025-26 contributor confirmation page for Jenny Price. The page features a celebratory banner with hot air balloons and the text "Congratulations, The FAFSA® Form Is Complete!". Below the banner, the contributor's name "Jenny Price" and the completion date "08/28/2024" are displayed. The main content area is titled "What Happens Next" and contains three steps: 1. "Email Sent" with a confirmation instruction; 2. "The Student Can Track the Status of Their Form" with a timeline of one to three days; and 3. "The Student Will Receive School Communications" with a detailed explanation of how the Student Aid Index (SAI) is used by schools to determine aid eligibility. At the bottom, there is a section for "Track and Manage the Student's FAFSA® Form" with a "View Status" button.

FAFSA[®] FORM 2025-26 Parent of Jenny Price

Exit FAFSA Menu

Congratulations, The FAFSA[®] Form Is Complete!

Jenny Price

Completion Date
08/28/2024

What Happens Next

- Email Sent**
Confirm that the student received an email version of this page.
- The Student Can Track the Status of Their Form**
In one to three days, the student's FAFSA form will be processed and made available to their schools.
- The Student Will Receive School Communications**
We use the information collected on the student's FAFSA form to calculate their Student Aid Index (SAI). The SAI lets schools determine how much aid the student is eligible to receive. Schools will reach out to the student if they need more information. They will also contact the student with financial aid offers. Once received, the student can contact their financial aid offices directly to ask questions about their student aid packages.

Track and Manage the Student's FAFSA[®] Form
You can check the status of the student's application in the "My Activity" section of your account Dashboard. We will let you know if we need anything more from you.

[View Status](#)

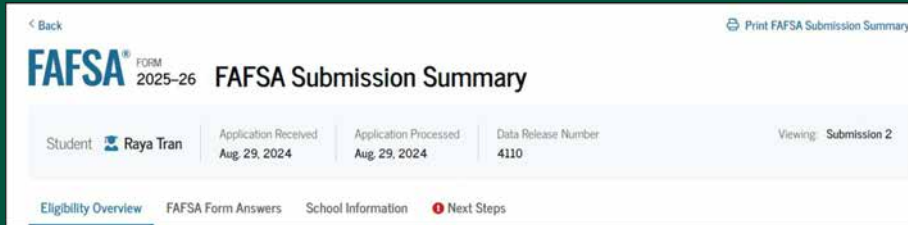
- The confirmation page for contributor provides information on tracking the student's FAFSA and next steps.
- Student will receive an email with full detail confirmation.
- Once student and all contributor(s) have signed and submitted their portion of the FAFSA, **the FAFSA is now complete!**




FAFSA Submission Summary

FAFSA Submission Summary

- The FAFSA Submission Summary page shows eligibility overview (Federal Pell Grant and Federal Direct Loans), FAFSA form answers, school information, and next steps.
- Displays your Student Aid Index (SAI). This is an index calculated to determine your family's ability to pay for school. This number does not represent the dollar amount you are expected to pay.
- See when the FAFSA was reviewed and processed.
- Print or save the FAFSA submission Summary to keep for records.



The screenshot shows the FAFSA Submission Summary page for the 2025-26 academic year. The page includes a navigation bar with a back arrow and a print icon. The main heading is "FAFSA FORM 2025-26 FAFSA Submission Summary". Below this, there is a table with the following information:

Student:  Raya Tran	Application Received: Aug 29, 2024	Application Processed: Aug 29, 2024	Data Release Number: 4110	Viewing: Submission 2
--	------------------------------------	-------------------------------------	---------------------------	-----------------------

At the bottom of the page, there is a navigation menu with the following options: Eligibility Overview, FAFSA Form Answers, School Information, and Next Steps (indicated by a red notification icon).

If you need technical support with the FAFSA form and process, please contact **Federal Student Aid Information Center.**

FEDERAL STUDENT AID INFORMATION CENTER



1-888-433-3243



Email




Live Chat



<https://studentaid.gov/help-center/contact>



Contact the Office of Financial Aid

 (415) 422-3387

 Financialaid@usfca.edu

 Lone Mountain Main- Room 203

 <https://myusf.usfca.edu/financial-aid>

 Zoom Virtual Drop-In Advising



Scan Me
for Financial Aid
Contact Information



Questions



Office of Financial Aid

FinancialAid@usfca.edu
(415) 422-3387

<https://myusf.usfca.edu/financial-aid>



Visit Us Online!



Thank You!

Office of Financial Aid

FinancialAid@usfca.edu
(415) 422-3387

<https://myusf.usfca.edu/financial-aid>



Visit Us Online!