

# Welcome!

The Financial Aid Webinar  
will begin shortly.



# Completing Your 2024-25 FAFSA

---

University of San Francisco  
Office of Financial Aid



2024-2025 Applications Available Now!

# Before We Begin

---

- Webinar will be recorded and will be made available on the Financial Aid website along with presentation slides.
- Use the Q&A function to ask any questions you have during the presentation.
- A question and answer document will be sent via email and made available on our website for any questions we cannot get to.



# Previous Webinar

---

Access our previous webinar recording and slides that goes over changes coming for the 2024-2025 FAFSA and how that impacts you, Federal Student Aid ID creation, and how you can prepare.



**Webinar  
Recording**



**PDF Slides**

# What We Will Cover

---

- What Is Needed to Complete Your FAFSA
- Federal Student Aid ID (FSA ID) Creation
- Contributor Information
- Reviewing the 2024-25 FAFSA
- Questions and Answers





# Preparing To Complete the FAFSA

---

# What You Should Know

---

- The Department of Education (DOE) will monitor site performance and make the FAFSA unavailable to conduct maintenance and improve user experience.
- FAFSA completed during the “soft launch” period do not need to re-submit the application after the soft launch period ends.
- **Schools will not receive student FAFSA until late January.**
- **Students cannot make a correction to their application until late January when DOE processes the FAFSA.**
- Students will receive an email when their FAFSA Submission Summary is available to review.

# What You Will Need



- Verified Federal Student Aid ID (FSA ID)
- Parent or spouse contributor information
  - Name
  - Date of Birth
  - Social Security Number
  - Email Address
  - Income and Asset Information (If Required)
- Tax Returns (2022)
- Records of child support received
- Current balances of cash, savings, and checking accounts
- Net worth of investments, businesses, and farm

# Federal Student Aid ID (FSA ID)

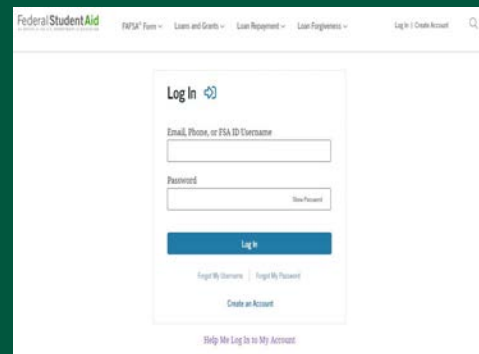
---

## What is a Federal Student Aid ID (FSA ID)?

An account username and password used to log in to all Federal Student Aid products and tools on StudentAid.gov.

# Creating an FSA ID

1. Create an account at <https://studentaid.gov/fsa-id/create-account/>.
2. Provide your name, date of birth, and Social Security number (if applicable).
3. Enter a unique username, your email address, a strong password, mailing address, phone number, communication preference, and complete challenge questions and answers.
4. Confirm and verify your information.
5. Agree to terms and conditions.
6. Allow 3 days for your FSA ID to be verified and ready to use.

A screenshot of the Federal Student Aid (FSA) ID creation page. The page has a white background with a blue header bar. The header bar contains the text "Federal Student Aid" in green and blue, followed by navigation links: "FSAID® Forms", "Loans and Grants", "Loan Repayment", "Loan Forgiveness", and "Log In | Create Account". The main content area features a "Log In" button with a circular arrow icon. Below the button are two input fields: "Email, Phone, or FSA ID Username" and "Password". The password field has a "Show/Hide Password" toggle. Below the input fields is a blue "Log In" button. At the bottom of the form are links for "Forgot My Username", "Forgot My Password", and "Create an Account". A small link "Help Me Log In to My Account" is at the very bottom.

# FSA ID Without An SSN

---

NEW!

1. Create an account on StudentAid.gov and complete all steps, including answering 1-4 knowledge-based questions via TransUnion.
2. Upon completion of the account creation process, the individual will see confirmation page of the results of their identity verification. If they failed the TransUnion process, the individual will be informed that FSA was unable to verify their information and that they must contact FSA Center.
3. FSA will create a case number and sends them a verification email, which will include guidance on how to submit copies of unexpired acceptable documentation to verify their identity. (i.e. U.S. Driver's License, state ID card, Foreign Passport)

# FSA ID Without An SSN (cont.)

---

4. Upon receipt of the email that FSA was unable to verify your identity, an individual is required to submit one or a combination of their acceptable documentation and sign attestation form.
5. FSA will review the submitted documentation and signed attestation form to ensure it is acceptable and matches the account information. If match is successful, the Department will finalize the account creation. The individual will receive an email that the account is ready to use.

# What if you forget your FSA ID?

To reset your password, you will need to have access to the verified email, or verified phone number used when creating your FSA ID.

How are you ensuring that you will have access to this information in the future?

- e.g . Password manager
  - FSA ID
  - Verified email



# Who is a Contributor?

Any individual required to provide consent and approval for federal tax information (FTI) along with their signature on the FAFSA® form, including the student and based on their dependency status the following individuals:

Dependent Student	Independent Student
Biological or adoptive parent; or the parent's spouse (stepparent)	Student's spouse

# Information Needed to Invite a Contributor

---

The information required when inviting a contributor (student, independent student's spouse, or dependent student's parent) to complete the FAFSA includes the contributor's:

- Legal name (from their Social Security Card);
- Date of birth;
- Social Security Number (SSN) if they have one;
- Email Address

# FAFSA Form Contributors

---

Understand and  
Prepare **FAFSA®**  
Form Contributors



# 45 Day Deadline To Complete the FAFSA

---

- Students and all contributors should complete their portions of the application ASAP.
- Incomplete/saved applications will be deleted from the system after 45 days of inactivity or after the federal deadline date, whichever comes first.




# Completing the FAFSA

---



# FAFSA Landing Page

 An official website of the United States government.

Help CenterSubmit a ComplaintEnglish | Español


FederalStudentAid  
AN OFFICE OF THE U.S. DEPARTMENT OF EDUCATION

FAFSA® Form ▾Loans and Grants ▾Loan Repayment ▾Loan Forgiveness ▾

🔍

## A Better 2024–25 FAFSA Form

The FAFSA form is available for short periods of time while we monitor site performance and update the form to provide you with a better experience. [Learn more about the 2024–25 FAFSA form.](#)



### 2024–25 FAFSA® Form

Start New FormAccess Existing Form

Need to access last year's form? [Start or Edit a 2023–24 FAFSA Form](#)

### Check FAFSA® Deadlines for the State You Live In

Some states and colleges use information from the FAFSA form to determine your eligibility for their grants, scholarships, and loans. Check your state's deadlines [here!](#)

Missing a state deadline does not impact your eligibility for federal student aid, so fill out your FAFSA form even if your state deadline has passed.

School Year

▾

State of Residence

▾

Find Deadlines

[View All FAFSA Deadlines](#)

Be sure to select and complete the FAFSA for the appropriate academic year.



# Student Log In

An official website of the United States government

Help Center Submit a Complaint English | Español

Federal Student Aid  
An Office of the U.S. Department of Education

FAFSA® Form ▾ Loans and Grants ▾ Loan Repayment ▾ Loan Forgiveness ▾ Log In | Create Account

**Log In** ↗

Email, Phone, or FSA ID Username  
test595011023

Password  
\*\*\*\*\* Show Password

**Log In**

[Forgot My Username](#) | [Forgot My Password](#)

[Create an Account](#)

[Help Me Log In to My Account](#)

Help Center | Contact Us | Site Feedback

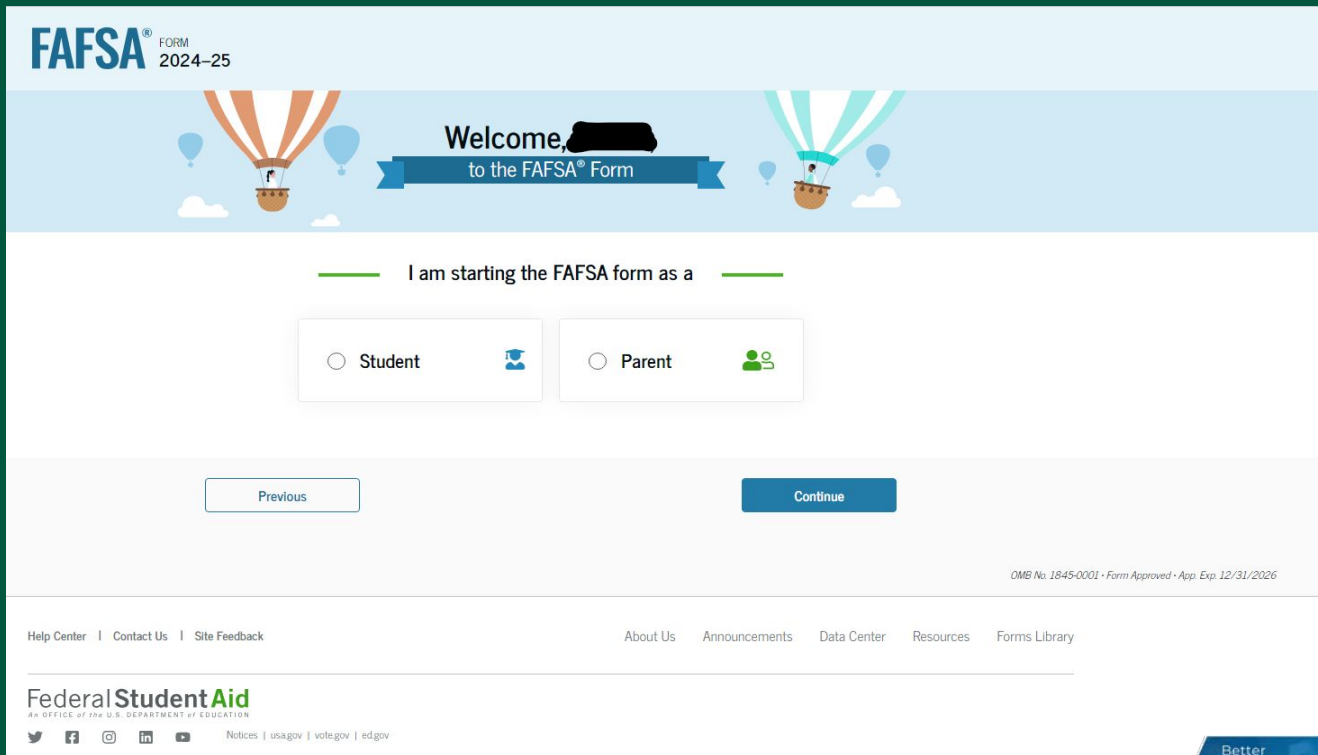
About Us Announcements Data Center Resources Forms Library

Federal Student Aid  
An Office of the U.S. Department of Education

Twitter Facebook Instagram LinkedIn YouTube Notices | usaid.gov | vote.gov | ed.gov | Site Feedback

To access the FAFSA form, all students are required to have an FSA ID. If the student does not have an FSA ID, they can select “Create an Account”.

# Student Role





The screenshot shows the FAFSA 2024-25 welcome screen. At the top, it says "FAFSA FORM 2024-25". Below this is a banner with two hot air balloons and the text "Welcome, [redacted] to the FAFSA Form". The main section is titled "I am starting the FAFSA form as a" and has two options: "Student" with a graduation cap icon and "Parent" with a family icon. Below these are "Previous" and "Continue" buttons. At the bottom, there is a footer with links for "Help Center", "Contact Us", "Site Feedback", "About Us", "Announcements", "Data Center", "Resources", and "Forms Library". The "Federal Student Aid" logo is also present, along with social media icons and the text "AN OFFICE OF THE U.S. DEPARTMENT OF EDUCATION".

FAFSA<sup>®</sup> FORM 2024-25

Welcome, [redacted] to the FAFSA<sup>®</sup> Form

I am starting the FAFSA form as a

☐ Student 

☐ Parent 

[Previous](#) [Continue](#)

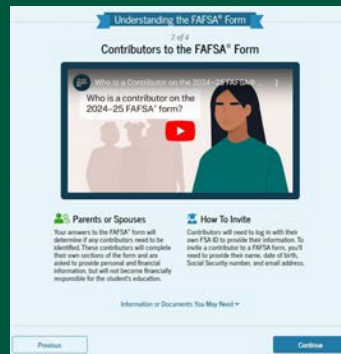
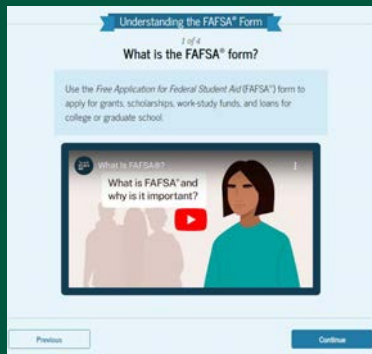
OMB No. 1845-0001 - Form Approved - App. Exp. 12/31/2026

[Help Center](#) | [Contact Us](#) | [Site Feedback](#) [About Us](#) [Announcements](#) [Data Center](#) [Resources](#) [Forms Library](#)

**Federal Student Aid**  
AN OFFICE OF THE U.S. DEPARTMENT OF EDUCATION

[Twitter](#) [Facebook](#) [Instagram](#) [LinkedIn](#) [YouTube](#) [Notices](#) | [usagov](#) | [vote.gov](#) | [ed.gov](#)

# Understanding the FAFSA



## Understanding the FAFSA Form

1. What is the FAFSA form?
2. Contributors to the FAFSA form
3. What to expect
4. After Submitting the FAFSA form

# State of Legal Residence

FAFSA<sup>®</sup> FORM 2024–25 Student Save FAFSA Menu

## Student State of Legal Residence

State ⓘ

California (CA)

---

Date the Student Became a Legal Resident of California (CA)

Month Year ⓘ

Previous Continue

[Help Center](#) | [Contact Us](#) | [Site Feedback](#) [About Us](#) [Announcements](#) [Data Center](#) [Resources](#) [Forms Library](#)

Student answers the question based on their state of legal residence and month/year they became a legal residence in that state.

# Providing Consent

**FAFSA** FORM 2024-25 Student

Save FAFSA Menu

### Provide Consent and Approval or Be Ineligible for Federal Student Aid

**Summary**  
Your consent and approval is needed to retrieve and disclose federal tax information. With your consent and approval, we can obtain tax return information automatically from the IRS to help you complete the FAFSA\* form. If you don't provide consent and approval, you will not be eligible for federal student aid, including grants and loans. You must provide consent and approval even if you didn't file a U.S. federal tax return or any tax return at all.

- Get your 2022 tax return information for the 2024-25 FAFSA form.
- Federal tax information is used to determine your eligibility for federal student aid.
- Tax return information is required to complete the FAFSA form.

By accepting below, I consent to the disclosure of information about me, as described below, and further affirmatively approve of the receipt and use of my federal tax information and to the U.S. Department of Education's (ED) redisclosure of my federal tax information, as described below. By accepting below, I consent to and affirmatively approve of, as applicable, the following:

- ED may disclose my Social Security number (SSN) Taxpayer Identification Number (TIN), last name, date of birth, unique identifier, the tax year for which federal tax information is required, and the date and timestamp of my approval for the use of my federal tax information in determining eligibility by ED for which approval is provided to the U.S. Department of the Treasury, Internal Revenue Service (IRS). I understand that in response to such a request from ED, the IRS shall then disclose my federal tax information to "authorized persons" (i.e., specifically designated officers and employees of ED and its contractors (as defined in 26 U.S.C. § 6109D(1)(E)) for the purpose of determining eligibility for, and the amount of, federal student aid under a program authorized under subpart 1 of part A, part C, or part D of Title IV of the Higher Education Act of 1965, as amended, for myself or an applicant for federal student aid who has requested that I share my federal tax information on their Free Application for Federal Student Aid (FAFSA\*) form.
- Authorized persons at ED and its contractors (as defined in 26 U.S.C. § 6109D(1)(E)) may use my federal tax information for the purpose of determining the eligibility for, and amount of, federal student aid under a program authorized under subpart 1 of part A, part C, or part D of Title IV of the Higher Education Act of 1965, as amended, for myself or a FAFSA applicant who has requested that I share my federal tax information on the FAFSA form.

By accepting below, I consent electronically to the use of my FSA ID (username and password) as my signature and certify under penalty of perjury under the laws of the United States of America, that the foregoing is true and correct. I understand that any falsification of this statement is punishable under the provisions of 18 U.S.C. § 1001 by a fine, imprisonment of not more than five years, or both, and that the knowing and willful request for or acquisition of records pertaining to an individual under false pretenses is a criminal offense under the Privacy Act of 1974, subject to a fine of not more than \$5,000 fine (5 U.S.C. § 552a(a)(3)). By accepting and submitting my part of the FAFSA, my execution (including date and time) of consent and approval will be logged in ED's Person Authentication Service (PAS) System of Record (18-11-12).

#### Frequently Asked Questions

Who should provide consent and approval?

If I'm married and didn't file a joint tax return with my current spouse, does my spouse have to provide consent and approval for you to access their tax information?

What happens after I provide consent and approval?

What happens if I decline consent and approval?

Select "Approve" to consent and approve to using your federal tax information to determine your eligibility for federal student aid. If you select "Decline," you will not be eligible for federal student aid.

Previous

Decline

Approve

The student is asked to provide consent and approval to transfer and use tax information from the IRS to the FAFSA.

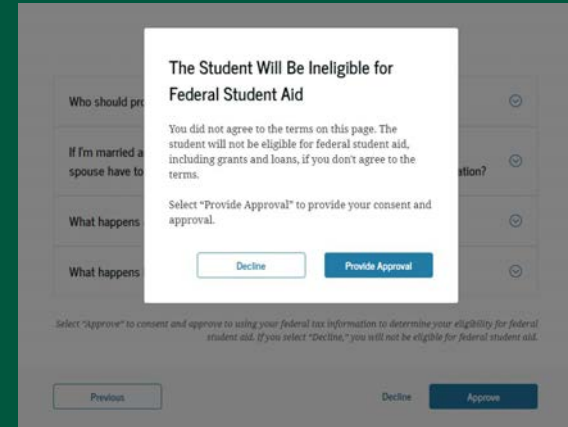
Consent must be provided to be eligible for federal student aid.



# What about...

## Student and contributor who don't provide consent and approval

- Student and contributor has two opportunities to provide consent and approval prior to submitting the FAFSA.
- When consent and approval is not provided, manual entry of financial information is required and the student is ineligible for federal student aid.
- Warning messages will appear regarding federal student aid ineligibility



# Student Marital Status

The screenshot shows the FAFSA 2024-25 form interface. At the top, the FAFSA logo is followed by 'FORM 2024-25' and a 'Student' profile icon. To the right are 'Save' and 'FAFSA Menu' buttons. A progress bar below the header shows five steps: 1. Personal Circumstances (active), 2. Demographics, 3. Financials, 4. Colleges, and 5. Signature. The main section is titled 'Student Current Marital Status' with a help icon. It contains six radio button options: 'Single (never married)', 'Married (not separated)', 'Remarried', 'Separated', 'Divorced', and 'Widowed'. At the bottom are 'Previous' and 'Continue' buttons.

FAFSA® FORM 2024-25 Student

Save | FAFSA Menu

1 Personal Circumstances 2 Demographics 3 Financials 4 Colleges 5 Signature

Student Current Marital Status ⓘ

☐ Single (never married)

☐ Married (not separated)

☐ Remarried

☐ Separated

☐ Divorced

☐ Widowed

Previous Continue

Student selects their current marital status.

# College or Career School Plans

FAFSA<sup>®</sup> FORM 2024-25 Student

Save | FAFSA Menu

1 Personal Circumstances 2 Demographics 3 Financials 4 Colleges 5 Signature

### Student College or Career School Plans

When the student begins the 2024-25 school year, what will their college grade level be? ⓘ

☐ First year (freshman)

☐ Second year (sophomore)

☐ Other undergraduate (junior and beyond)

☐ Master's, doctorate, or graduate certificate program (such as MA, MBA, MD, JD, PhD, EdD, etc.)

When the student begins the 2024-25 school year, will they already have their first bachelor's degree? ⓘ

☐ Yes ☐ No

Previous Continue

Answer the following based on student's grade level and bachelor's degree completion for the 2024-2025 academic year.

# Student Personal Circumstances

The screenshot shows the FAFSA 2024-25 Student Personal Circumstances section. At the top, there is a progress bar with five steps: 1. Personal Circumstances (active), 2. Demographics, 3. Financials, 4. Colleges, and 5. Signature. Below the progress bar, the title "Student Personal Circumstances" is displayed, followed by the instruction "Select all that apply." There are seven checkboxes with corresponding text and a small icon to the right of each:

- ☐ The student is currently serving on active duty in the U.S. armed forces for purposes other than training. ⓘ
- ☐ The student is a veteran of the U.S. armed forces. ⓘ
- ☐ At any time since the student turned 13, they were an orphan (no living biological or adoptive parent). ⓘ
- ☐ At any time since the student turned 13, they were a ward of the court. ⓘ
- ☐ At any time since the student turned 13, they were in foster care. ⓘ
- ☐ The student is or was a legally emancipated minor, as determined by a court in their state of residence. ⓘ
- ☐ The student is or was in a legal guardianship with someone other than their parent or stepparent, as determined by a court in their state of residence. ⓘ

Below these checkboxes is a final checkbox: ☐ None of these apply.

At the bottom of the section, there are two buttons: "Previous" and "Continue".

- Student is asked if any of these personal circumstances apply.
  - Select all that applies
  - None of these apply
- Answers to this question helps to determine student's dependency status.

# Other Circumstances

The screenshot shows the FAFSA 2024-25 Student Other Circumstances section. At the top, the FAFSA logo is followed by 'FORM 2024-25' and a 'Student' profile icon. To the right are 'Save' and 'FAFSA Menu' buttons. A progress bar below the header shows five steps: 1. Personal Circumstances (active), 2. Demographics, 3. Financials, 4. Colleges, and 5. Signature. The main heading is 'Student Other Circumstances'. Below it is a green box with the question: 'At any time on or after July 1, 2023, was the student unaccompanied and either (1) homeless or (2) self-supporting and at risk of being homeless?'. There are two radio button options: 'Yes' and 'No'. At the bottom of the form are 'Previous' and 'Continue' buttons. The footer contains links for 'Help Center', 'Contact Us', 'Site Feedback', 'About Us', 'Announcements', 'Data Center', 'Resources', and 'Forms Library'. The 'Federal Student Aid' logo is also present, along with social media icons and a notice link.

FAFSA<sup>®</sup> FORM 2024-25 Student

Save FAFSA Menu

1 Personal Circumstances 2 Demographics 3 Financials 4 Colleges 5 Signature

### Student Other Circumstances

At any time on or after July 1, 2023, was the student unaccompanied and either (1) homeless or (2) self-supporting and at risk of being homeless?

☐ Yes ☐ No

Previous Continue

Help Center | Contact Us | Site Feedback About Us | Announcements | Data Center | Resources | Forms Library

Federal Student Aid  
An Office of the U.S. Department of Education

Notices | usagov | vote.gov | ed.gov

- Was the student at anytime on or after July 1, 2023 unaccompanied and homeless or self supporting and at risk of being homeless.
- This is another question that helps determine a student's dependency status.

# Unusual Circumstances

The screenshot shows the FAFSA 2024-25 application interface for Student Raya Tan. The progress bar at the top indicates the following steps: 1. Personal Circumstances (current), 2. Demographics, 3. Financials, 4. Colleges, and 5. Signature. The 'Student Unusual Circumstances' section is active, with a green header bar. Below the header, a light green box contains the text: 'This information will help us evaluate the student's ability to pay for school.' The main question is: 'Do unusual circumstances prevent the student from contacting their parents or would contacting their parents pose a risk to the student?'. Below the question, a list of examples is provided: 'A person experiencing unusual circumstances may have: • Left home due to an abusive or threatening environment; • Been abandoned by or estranged from their parents, and have not been adopted; • Been granted refugee or asylee status and are separated from their parents, or their parents are displaced in a foreign country; • Been a victim of human trafficking; • Been incarcerated, or their parents are incarcerated and contact with them would pose a risk to them; or • Been otherwise unable to contact or locate their parents, and have not been adopted.' Below the list, a note states: 'If their circumstances resulted in not having a safe, stable place to live, they may be considered a homeless youth and should review the answer to the previous question about being unaccompanied and homeless.' At the bottom, there are two radio button options: 'Yes' (unselected) and 'No' (selected). At the very bottom of the form, there are 'Previous' and 'Continue' buttons.

FAFSA<sup>®</sup> FORM 2024-25 Student Raya Tan Save FAFSA Menu

1 Personal Circumstances 2 Demographics 3 Financials 4 Colleges 5 Signature

### Student Unusual Circumstances

This information will help us evaluate the student's ability to pay for school.

Do unusual circumstances prevent the student from contacting their parents or would contacting their parents pose a risk to the student?

A person experiencing unusual circumstances may have:

- Left home due to an abusive or threatening environment;
- Been abandoned by or estranged from their parents, and have not been adopted;
- Been granted refugee or asylee status and are separated from their parents, or their parents are displaced in a foreign country;
- Been a victim of human trafficking;
- Been incarcerated, or their parents are incarcerated and contact with them would pose a risk to them; or
- Been otherwise unable to contact or locate their parents, and have not been adopted.

If their circumstances resulted in not having a safe, stable place to live, they may be considered a homeless youth and should review the answer to the previous question about being unaccompanied and homeless.

☐ Yes ☒ No

Previous Continue

- The student is asked if any unusual circumstances prevents them from contacting their parent(s) or would pose a risk to the student if they are able to contact their parent(s).
- Some circumstances may be considered a homeless youth. Review the previous question to see if that applies.
- Contact the Financial Aid Office to determine next steps after submitting the FAFSA.

# Your Dependency Status

FAFSA<sup>®</sup> FORM 2024-25 Student

Save | FAFSA Menu

1 Personal Circumstances 2 Demographics 3 Financials 4 Colleges 5 Signature

### Your Dependency Status

**Independent Student**

Based on your answers, you're an independent student. This means you don't need to answer questions about your parents to complete your FAFSA<sup>®</sup> form.

Previous

FAFSA<sup>®</sup> FORM 2024-25 Student Raya Tran

Save | FAFSA Menu

1 Personal Circumstances 2 Demographics 3 Financials 4 Colleges 5 Signature

### Student Dependency Status

**Dependent Student**

Based on your answers, you're a dependent student, and since we assume parents of dependent students will help pay for your education if they are able, we need information about their finances and backgrounds. This information is used to determine how much financial aid you're eligible to receive.

**Apply for a Direct Unsubsidized Loan Only**

Are the student's parents unwilling to provide their information, but the student doesn't have an unusual circumstance that prevents them from contacting or obtaining their parents' information?

Select "Yes" if the student wants a financial aid administrator at their school to determine their eligibility for a Direct Unsubsidized Loan only.


☐ Yes ☒ No

Previous Continue

- Based on answers to the previous questions, the student is determined to either be a dependent or independent student.
- For dependent students, student have the option to apply for Direct Unsubsidized Loan only if parents are unwilling to provide their information.

# Dependent Students: Tell Us About Your Parents

The screenshot shows the FAFSA 2024-25 application interface for Student Raya Tran. The progress bar at the top indicates five steps: 1. Personal Circumstances (active), 2. Demographics, 3. Financials, 4. Colleges, and 5. Signature. The main heading is 'Tell Us About Your Parents'. A green box contains the definition: 'On the FAFSA® form, your "Parent" is your legal (biological or adoptive) parent or stepparent who supports you financially.' Below this, a question asks 'Are your parents married to each other?' with radio button options for 'Yes' (selected) and 'No'. A blue box with an icon of a document and people states: 'You will need to provide information for your parents. Based on your answers in this section, you'll need to provide information about both of your parents on your FAFSA form. You can invite your parents to your form so they can complete their required sections.' At the bottom are 'Previous' and 'Continue' buttons.

- For dependent students only, student will be asked to provide information about their parent.
- Student will need to invite their parent(s) or contributors to complete their required portion of the FAFSA.
-  Parent Wizard will ask filtering questions to determine which parent(s) will need to be invited to complete their section of the FAFSA.

# Dependent Students: Inviting Parent Contributors

FAFSA<sup>®</sup> FORM 2024-25 Student Raya Tran Save FAFSA Menu

1 Personal Circumstances 2 Demographics 3 Financials 4 Colleges 5 Signature

### Invite Parents to your FAFSA<sup>®</sup> Form

You will need to provide information for your parents  
Based on your answers in the previous section, you'll need to provide information about both of your parents on your FAFSA form. You can invite your family members to your form to help you complete all required sections.

Enter names of parents, identified on the prior page, and we'll send electronic requests on your behalf.

Please make sure to provide information that your parents would use to login to Studentaid.gov.

Parent	Parent Spouse (optional)
<p>First Name Alcina</p> <p>Last Name Tran</p> <p>Date of Birth Month: 05 Day: 05 Year: 1973</p> <p>Social Security Number (SSN) [Redacted]</p>	

Social Security Number (SSN)

[Redacted] SHOW ⓘ

☐ My parent doesn't have a SSN

Email Address  
alcinatran@school.edu

Confirm Email Address  
alcinatran@school.edu

Invite Parent

Previous Continue

Based on answers to the previous question, student will be asked to enter personal information for their parent(s) to send them an invite to their FAFSA.

# Student Demographic: Gender

The screenshot shows the FAFSA 2024-25 application interface. At the top, the FAFSA logo is followed by 'FORM 2024-25' and a 'Student' profile icon. To the right are 'Save' and 'FAFSA Menu' buttons. A progress bar below the header shows five steps: 1. Personal Circumstances (checked), 2. Demographics (active), 3. Financials, 4. Colleges, and 5. Signature. The main heading is 'Student Demographic Information'. Below it, a green box contains the text: 'Questions Used for Research Purposes Only and Do Not Affect Federal Student Aid Eligibility. Your answers will not: • affect the student's eligibility for federal student aid, • be used in any aid calculations, and • be shared with the schools to which the student applies.' The question 'What is the student's gender?' is followed by four radio button options: Male, Female, Nonbinary, and Prefer not to answer. At the bottom are 'Previous' and 'Continue' buttons.

FAFSA<sup>®</sup> FORM 2024-25 Student

Save | FAFSA Menu

1 Personal Circumstances 2 Demographics 3 Financials 4 Colleges 5 Signature

### Student Demographic Information

Questions Used for Research Purposes Only and Do Not Affect Federal Student Aid Eligibility

Your answers will not

- affect the student's eligibility for federal student aid,
- be used in any aid calculations, and
- be shared with the schools to which the student applies.

What is the student's gender? ⓘ

☐ Male

☐ Female

☐ Nonbinary

☐ Prefer not to answer

Previous Continue

Student will be asked about their gender identity.

Answers to questions in this section does not affect a student's aid eligibility or determination.

# Student Demographic: Race and Ethnicity

The screenshot shows the FAFSA 2024-25 Student Demographics section. At the top, there is a progress bar with five steps: 1. Personal Circumstances, 2. Demographics, 3. Financials, 4. Colleges, and 5. Signature. The 'Demographics' step is currently selected. Below the progress bar, the title 'Student Race and Ethnicity' is displayed. A green box contains the following text: 'Questions Used for Research Purposes Only and Do Not Affect Federal Student Aid Eligibility. Your answers will not: • affect the student's eligibility for federal student aid, • be used in any aid calculations, and • be shared with the schools to which the student applies.' Below this, the question 'Is the student of Hispanic, Latino, or Spanish origin?' is asked, followed by the instruction 'Select all that apply.' There are six checkboxes with corresponding labels: 'No, not of Hispanic, Latino, or Spanish origin', 'Yes, Mexican, Mexican American, or Chicano', 'Yes, Puerto Rican', 'Yes, Cuban', 'Yes, another Hispanic, Latino, or Spanish origin', and 'Prefer not to answer'. Below this, the question 'What is the student's race?' is asked, followed by the instruction 'Select all that apply.' There are two checkboxes with corresponding labels: 'White' and 'Black or African American'.

Student will be asked about their race and ethnicity.

Answers to questions in this section does not affect a student's aid eligibility or determination.

# Student Citizenship Status

The screenshot shows the FAFSA 2024-25 application interface. At the top, the FAFSA logo is followed by 'FORM 2024-25' and a user profile icon labeled 'Student'. To the right are 'Save' and 'FAFSA Menu' buttons. A progress bar below the header shows five steps: 1. Personal Circumstances (checked), 2. Demographics (active), 3. Financials, 4. Colleges, and 5. Signature. The main section is titled 'Student Citizenship Status' with a help icon. It contains three radio button options: 'U.S. citizen or national', 'Eligible noncitizen', and 'Neither U.S. citizen nor eligible noncitizen'. At the bottom are 'Previous' and 'Continue' buttons.

- Student selects their citizenship status.
- Eligible non-citizens will be asked to provide their A-Number.
- Students who select neither U.S. citizen nor eligible non-citizen are not eligible for federal student aid. This includes students who may have a Social Security Number or DACA students.

# Parent Education Level

FAFSA<sup>®</sup> FORM 2024-25 Student Jason Lau Save FAFSA Menu

1 Personal Circumstances 2 Demographics 3 Financials 4 Colleges 5 Signature

### Parent Education Status

Did either of the student's parents attend college or complete college? ⓘ

- ☐ Neither parent attended college
- ☐ One or both parents attended college, but neither parent completed college
- ☐ One or both parents completed college
- ☐ Don't know

Previous Continue

Student will be asked to provide information on their parent(s) education level or status.

# Student High School Completion Status

FAFSA<sup>®</sup> FORM 2024-25 Student

Personal Circumstances Demographics Financials Colleges Signature

**Student High School Completion Status**

What will the student's high school completion status be at the beginning of the 2024-25 school year? ⓘ

☐ High school diploma

☐ State-recognized high school equivalent (e.g., GED certificate)

☐ Homeschooled

☐ None of the above

Previous

FAFSA<sup>®</sup> FORM 2024-25 Student

Personal Circumstances Demographics Financials Colleges Signature

**Student High School Information**

From what high school did or will the student graduate? ⓘ

State  
California (CA)

City  
San Francisco

High School Name - optional

Search

Previous Continue

- Student's high school completion status when they start the 2024-2025 academic year.
- For students who graduated high school, they will be asked to enter their high school information.

# Student Tax Return Information

FAFSA<sup>®</sup> FORM 2024-25 Student

Save FAFSA Menu

1 Personal Circumstances 2 Demographics 3 Financials 4 Colleges 5 Signature

### Student Tax Filing Status

Did or will the student file a 2022 joint tax return with their current spouse? ⓘ

☐ Yes ☐ No

Previous

For Independent Students

FAFSA<sup>®</sup> FORM 2024-25 Student

Save FAFSA Menu

1 Personal Circumstances 2 Demographics 3 Financials 4 Colleges 5 Signature

### Student 2022 Tax Return Information

Refer to the student's 2022 tax return to answer the following questions.  
Convert all currency to U.S. dollars.

**1 Report Combined Taxes**  
Please report the combined tax information for the student and their spouse.

**Amount of College Grants, Scholarships, or AmeriCorps Benefits Reported as Income to the IRS**  
The student paid taxes on these grants, scholarships, or benefits. These usually apply to those renewing their FAFSA<sup>®</sup> form, not to first-time applicants. If married, include amount student's spouse received.

\$   ⓘ

**Foreign Earned Income Exclusion**

\$   ⓘ

Previous Continue

Student is asked supplemental tax return questions based on their 2022 tax return (if applicable).

# Student Asset Information

FAFSA<sup>®</sup> FORM 2024-25 Student

Save FAFSA Menu 1

Personal Circumstances Demographics **Financials** Colleges Signature

**1** Report Combined Assets and Child Support Received  
Report the combined assets and child support received for the student and their spouse.

**Annual Child Support Received**  
Enter the total amount of child support the student received for the last complete calendar year.

\$ 0 .00 ⓘ

**Student Assets**

**Current Total of Cash, Savings, and Checking Accounts**  
Don't include student financial aid.

\$ 0 .00 ⓘ

**Current Net Worth of Investments, Including Real Estate**  
Don't include the home the student lives in. Net worth is the value of the investments minus any debts owed against them.

\$ 0 .00 ⓘ

**Current Net Worth of Businesses and Investment Farms**  
Enter the net worth of the student's businesses or for-profit agricultural operations. Net worth is the value of the businesses or farms minus any debts owed against them.

\$ 0 .00 ⓘ

Previous Continue

## Assets include:

- **New** Child support received.
- Balance of cash, savings, and checking accounts.
- Net worth of investments such as real estate, stocks, bonds, CDs. Does not include primary home that you and your parents live in.
- Net worth of businesses and investment farms. (value minus debt owed against them).

# Independent Students and Parents: Family Size and Number In College

FAFSA<sup>®</sup> FORM 2024-25 Student

Personal Circumstances Demographics Financials Colleges Signature

### Family Size

Is the student's family size different from the number of individuals claimed on their 2022 tax return? ⓘ

*Family size includes: The student (and their spouse), other people, if they now live with the student and the student will provide more than half of their support between July 1, 2024, and June 30, 2025. This includes dependent children who meet these criteria, even if they live apart because of college enrollment.*

☒ Yes ☐ No

*Based on answers to previous questions, we've made some assumptions about your family. The student (and student's spouse, if married) are always included in the family size. The box below shows your family sized based on our assumptions and the number of children or other dependents you report.*

The student's family size is 2

Student: 1 Student's Spouse: 1 Student's Children and Other Dependents: 0

Enter the number of children or other dependents who live with the student and will receive more than half of their support from the student between July 1, 2024, and June 30, 2025.

*Do not include the student applicant.*

ⓘ

Previous

FAFSA<sup>®</sup> FORM 2024-25 Student

Personal Circumstances Demographics Financials Colleges Signature

### Number in College

Out of the 4 people in the student's family, how many will be in college between July 1, 2024, and June 30, 2025?

*Include the student applicant in this number.*

ⓘ

Previous Continue

- For independent students and parents, family size is pulled in from the tax return.
- Question ask if their family size has changed since filing their 2022 tax return. If you answer yes, you will have the option to enter your family size.

# Selecting Colleges to Receive the FAFSA

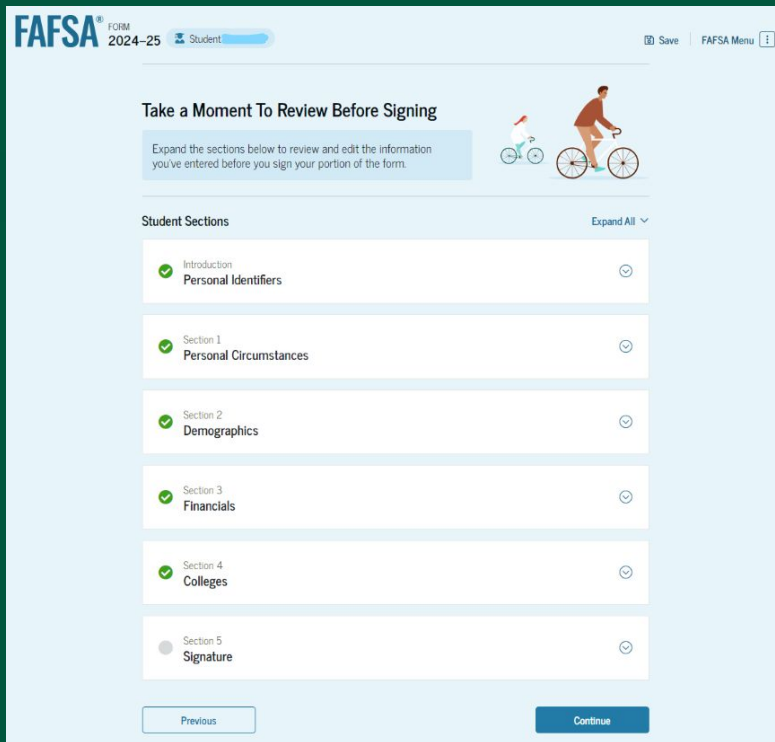
The screenshot shows the FAFSA 2024-25 'Colleges' step. At the top, a progress bar indicates the steps: Personal Circumstances, Demographics, Financials, **Colleges** (current step), and Signature. The main heading is 'Where should we send the FAFSA® information?' followed by 'Search and select colleges and career schools.' Below this, instructions state: 'If you can't find your school when searching by School Name or State, try searching by School Code.' and 'You can add up to 20 colleges and career schools to the FAFSA® form.' A status bar shows '0 out of 20 schools selected' and a 'View Selected Schools' link. There are two tabs: 'Search by School Name' (active) and 'Search by School Code'. Under 'Search by School Name', there are input fields for 'State' (California (CA)), 'City - optional' (San Francisco), and 'School Name - optional' (University of San Francisco). Below these fields, a search result for 'University of San Francisco' is displayed, including its federal school code '001325' and a '+ Select' button. A 'Search More Schools' link is at the bottom. Navigation buttons 'Previous' and 'Continue' are at the very bottom.

- You may use the search by school name, state, and city to locate the school. You may also enter USF's federal school code.
- Students may select up to **20 schools** to send the FAFSA to.

University of San  
Francisco (USF)  
School Code:

**001325**

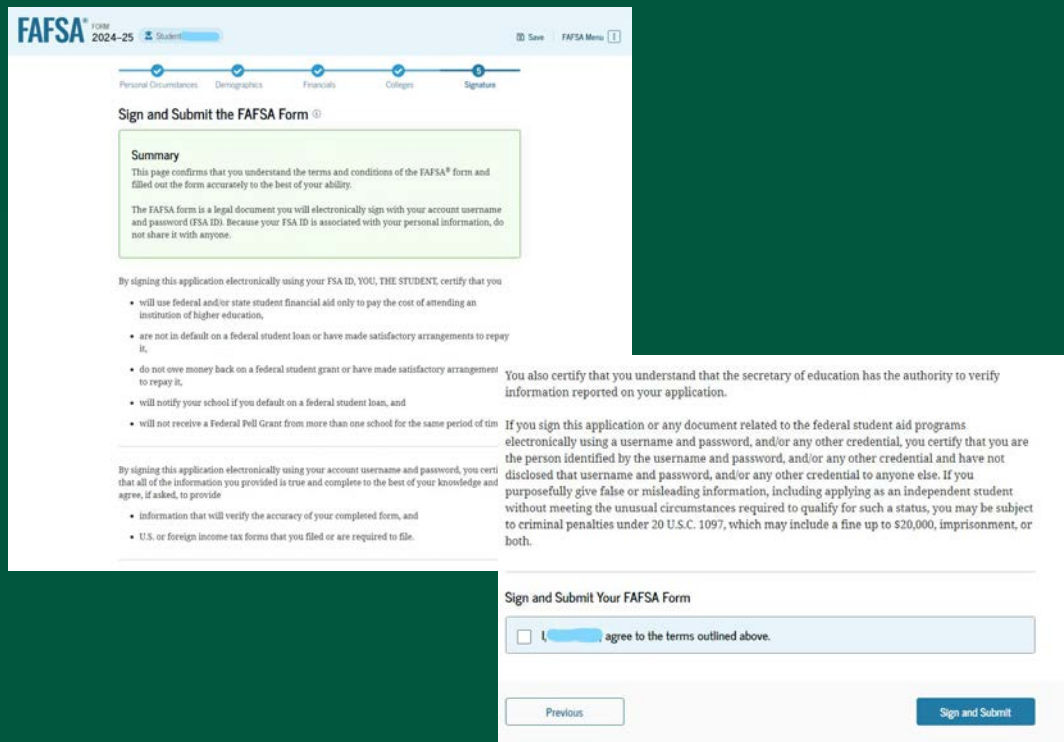
# Student Review Page



The screenshot shows the FAFSA 2024-25 Student Review Page. At the top, the FAFSA logo is on the left, and 'FORM 2024-25' and 'Student' are in the center. On the right, there are links for 'Save' and 'FAFSA Menu'. Below the header, a message says 'Take a Moment To Review Before Signing' with an illustration of a person on a bicycle. A text box explains: 'Expand the sections below to review and edit the information you've entered before you sign your portion of the form.' The 'Student Sections' list includes: 'Introduction Personal Identifiers', 'Section 1 Personal Circumstances', 'Section 2 Demographics', 'Section 3 Financials', 'Section 4 Colleges', and 'Section 5 Signature'. Each section has a green checkmark and a dropdown arrow. At the bottom, there are 'Previous' and 'Continue' buttons.

The review page displays the responses provided on the FAFSA. Before signing the FAFSA, review all sections to ensure accuracy and edit any responses as needed.

# Signature Page



The screenshot shows the FAFSA 2024-25 Signature Page. At the top, there's a progress bar with five steps: Personal Circumstances, Demographics, Financials, Colleges, and Signature. The 'Signature' step is currently selected and highlighted. Below the progress bar, the title 'Sign and Submit the FAFSA Form' is followed by a 'Summary' section. The summary states that the page confirms the user's understanding of the FAFSA terms and conditions and that the form has been filled out accurately. It also mentions that the FAFSA form is a legal document signed electronically with the user's account username and password (FSA ID). Below the summary, there are two sections of text. The first section, 'By signing this application electronically using your FSA ID, YOU, THE STUDENT, certify that you', is followed by a list of four items: 'will use federal and/or state student financial aid only to pay the cost of attending an institution of higher education', 'are not in default on a federal student loan or have made satisfactory arrangements to repay it', 'do not owe money back on a federal student grant or have made satisfactory arrangements to repay it', and 'will notify your school if you default on a federal student loan, and will not receive a Federal Pell Grant from more than one school for the same period of time'. The second section, 'By signing this application electronically using your account username and password, you certify that all of the information you provided is true and complete to the best of your knowledge and agree, if asked, to provide', is followed by a list of two items: 'information that will verify the accuracy of your completed form, and U.S. or foreign income tax forms that you filed or are required to file'. To the right of these sections, there is a paragraph stating 'You also certify that you understand that the secretary of education has the authority to verify information reported on your application.' Below this, another paragraph states 'If you sign this application or any document related to the federal student aid programs electronically using a username and password, and/or any other credential, you certify that you are the person identified by the username and password, and/or any other credential and have not disclosed that username and password, and/or any other credential to anyone else. If you purposefully give false or misleading information, including applying as an independent student without meeting the unusual circumstances required to qualify for such a status, you may be subject to criminal penalties under 20 U.S.C. 1097, which may include a fine up to \$20,000, imprisonment, or both.' At the bottom of the page, there is a section titled 'Sign and Submit Your FAFSA Form' with a checkbox and the text 'I, [redacted], agree to the terms outlined above.' Below this, there are two buttons: 'Previous' and 'Sign and Submit'.

FAFSA<sup>®</sup> FORM 2024-25 Student ID Save FAFSA Menu

Personal Circumstances Demographics Financials Colleges **Signature**

### Sign and Submit the FAFSA Form

**Summary**  
This page confirms that you understand the terms and conditions of the FAFSA<sup>®</sup> form and filled out the form accurately to the best of your ability.

The FAFSA form is a legal document you will electronically sign with your account username and password (FSA ID). Because your FSA ID is associated with your personal information, do not share it with anyone.

By signing this application electronically using your FSA ID, YOU, THE STUDENT, certify that you

- will use federal and/or state student financial aid only to pay the cost of attending an institution of higher education,
- are not in default on a federal student loan or have made satisfactory arrangements to repay it,
- do not owe money back on a federal student grant or have made satisfactory arrangements to repay it,
- will notify your school if you default on a federal student loan, and
- will not receive a Federal Pell Grant from more than one school for the same period of time

By signing this application electronically using your account username and password, you certify that all of the information you provided is true and complete to the best of your knowledge and agree, if asked, to provide

- information that will verify the accuracy of your completed form, and
- U.S. or foreign income tax forms that you filed or are required to file.

You also certify that you understand that the secretary of education has the authority to verify information reported on your application.

If you sign this application or any document related to the federal student aid programs electronically using a username and password, and/or any other credential, you certify that you are the person identified by the username and password, and/or any other credential and have not disclosed that username and password, and/or any other credential to anyone else. If you purposefully give false or misleading information, including applying as an independent student without meeting the unusual circumstances required to qualify for such a status, you may be subject to criminal penalties under 20 U.S.C. 1097, which may include a fine up to \$20,000, imprisonment, or both.

### Sign and Submit Your FAFSA Form

☐ I, [redacted], agree to the terms outlined above.

Previous Sign and Submit

- Read and acknowledge the terms and conditions provided in this section. After agreeing to the terms and conditions and signing the signature page, you will now be able to submit the FAFSA.
- If contributors are invited to complete their required section of the FAFSA, **the FAFSA is not considered complete until they submit their portion.**

# FAFSA Status Page

**FAFSA**® FORM 2024-25 Student Raya Tran FAFSA Menu

**You're Almost There!**  
The Student Section is complete!

**Parent Contributors**

**Requirements for Dependent Students**  
Your FAFSA form is not complete until your parents complete the contributor section of the form and sign it. Once completed, your FAFSA form will be submitted for processing.

Parent Contributors	Date Request Sent	Status
Alcina Tran	07/13/2024	Invite Sent Edit
Travis Tran	07/13/2024	Invite Sent Edit

**Track and Manage Your FAFSA Application and Your Contributors**  
This application has been added to My Activity in your StudentAid.gov account. Go there to:

- Review, edit, or cancel any FAFSA application information.
- Revise your household size, contact your schools.
- Start your state application to apply for state-based financial aid

[View Status](#)

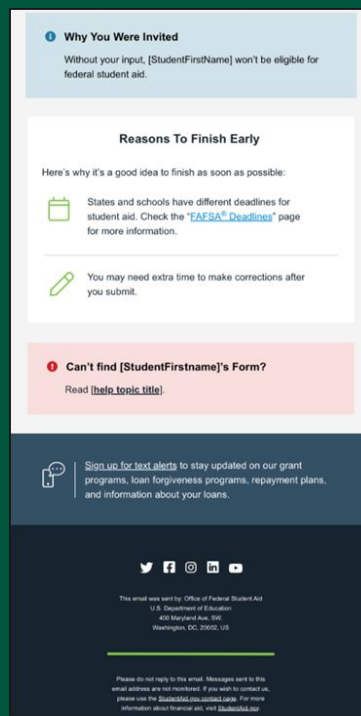
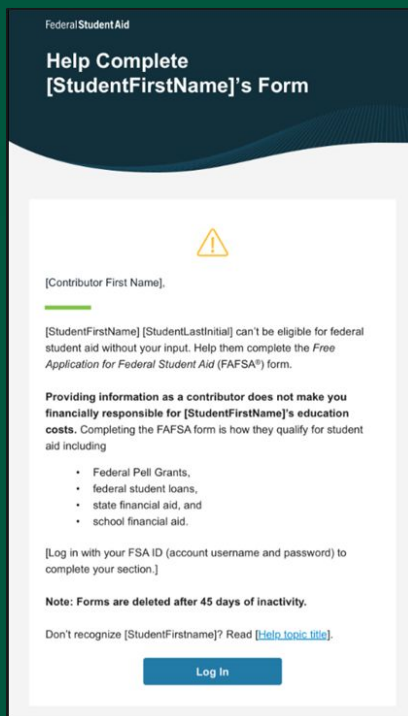
- The FAFSA status page displays information about next steps for the student.
- Check and track the status of the FAFSA form.
- Edit contributor invite.



# Contributor's View

---

# Contributor's Email



This demonstrates the view of the email contributor's receive. Selecting "Log In" will take the contributor to StudentAid.gov. A FSA ID will be required to log in.

# My Activity

The screenshot shows the 'My Activity' page on the Federal Student Aid website. At the top, there is a navigation bar with the 'FederalStudentAid' logo, links for 'FAFSA', 'Loans & Grants', 'Repayment', and 'Loan Forgiveness', a search icon, a notification bell, and a user profile for 'Alicia'. The main heading is 'My Activity' with a sub-section 'Currently Active'. The first card is a light blue banner titled 'You have been requested to be a Contributor on a FAFSA for Raya Tran'. It includes a brief description of the FAFSA form and two buttons: 'Decline Invitation' and 'Get Started'. To the right of the text is a large 'FAFSA' logo with cartoon figures. Below this are two white cards. The first is 'Borrower Defense Case #07688447' with a yellow 'Action Required' tag and a 'Last Updated: 06/27/2022' timestamp. The second is 'PSLF Application' with a similar yellow 'Action Required' tag and 'Last Updated: 06/22/2022' timestamp, featuring the logo of 'The Peace Corps'.

The “My Activity” page shows the invitation to be a contributor on the student’s FAFSA. You may select “Get Started” to start the form.

# Contributor: Providing Consent and Approval

---

Contributors must provide their consent and approval. By providing consent , the federal tax information will be transferred directly to the FAFSA from the IRS. **Student will be ineligible for federal student aid if they do not provide consent.**

# Contributor Confirmation Page

The screenshot shows the FAFSA contributor confirmation page for the 2024-25 form. At the top, it says "FAFSA FORM 2024-25" and "Parent of Raya Tran". There are "Save" and "FAFSA Menu" buttons. The main heading is "Congratulations, the FAFSA Form Is Complete!" with a ribbon banner. Below this, it says "Raya Tran" and "Completion Date: 10/12/2024". The section "What Happens Next" lists three items: "Email sent" (confirming an email version was sent), "The Student Will Receive Notification of Processing" (notification within 3 days), and "The Student Will Receive School Communications" (schools will reach out for more info). At the bottom, there's a "Track and Manage the Student's FAFSA Form" section with a "View Status" button.

FAFSA FORM 2024-25 Parent of Raya Tran Save FAFSA Menu

## Congratulations, the FAFSA Form Is Complete!

Raya Tran  
Completion Date: 10/12/2024

### What Happens Next

- Email sent**  
Confirm that the student received an email version of this page.
- The Student Will Receive Notification of Processing**  
In one to three days, the student will receive a notification by email that their FAFSA form was processed and sent to the student's schools.
- The Student Will Receive School Communications**  
We use the information collected on the student's FAFSA form to calculate their Student Aid Index (SAI). The SAI lets schools determine how much aid the student is eligible to receive. Schools will reach out to the student if they need more information. They will also contact the student with financial aid offers. Once received, the student can contact their financial aid offices directly to ask questions about their student aid packages.

**Track and Manage the Student's FAFSA Form**  
You can check the status of the student's application in the "My Activity" section of your StudentAid.gov account. We will let you know if we need anything more from you.

[View Status](#)

- The confirmation page for contributor provides information on tracking the student's FAFSA and next steps.
- Student will receive an email with detail confirmation.
- Once student and all contributor(s) have signed and submitted their portion of the FAFSA, **the FAFSA is now complete!**

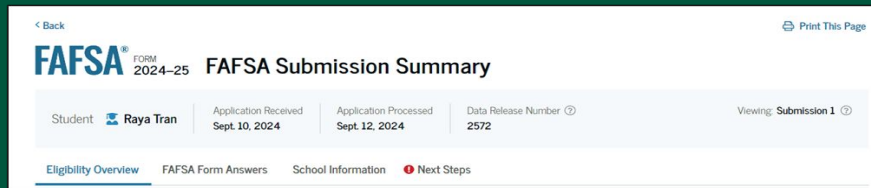


# FAFSA Submission Summary

---

# FAFSA Submission Summary

- The FAFSA Submission Summary page shows eligibility overview (Federal Pell Grant and Federal Direct Loans), FAFSA form answers, school information, and next steps.
- Displays your Student Aid Index (SAI). This is an index calculated to determine your family's ability to pay for school. This number does not represent the dollar amount you are expected to pay.
- See when the FAFSA was reviewed and processed.
- Print or save the FAFSA submission Summary to keep for records.



The screenshot shows the FAFSA Submission Summary page for the 2024-25 school year. At the top left is a '< Back' link, and at the top right is a 'Print This Page' icon. The main header displays the FAFSA logo with 'FORM 2024-25' and the title 'FAFSA Submission Summary'. Below this is a table with four columns: 'Student' (Raya Tran), 'Application Received' (Sept. 10, 2024), 'Application Processed' (Sept. 12, 2024), and 'Data Release Number' (2572). To the right of the table, it says 'Viewing: Submission 1'. At the bottom, there is a navigation bar with four tabs: 'Eligibility Overview' (selected), 'FAFSA Form Answers', 'School Information', and 'Next Steps' (indicated by a red dot).

Student	Application Received	Application Processed	Data Release Number
Raya Tran	Sept. 10, 2024	Sept. 12, 2024	2572

Viewing: Submission 1

Eligibility Overview | FAFSA Form Answers | School Information | Next Steps

If you need technical support with the FAFSA form and process, please contact **Federal Student Aid Information Center.**

**FEDERAL STUDENT AID  
INFORMATION CENTER**



1-888-433-3243



Email




Live Chat



<https://studentaid.gov/help-center/contact>



# Contact the Office of Financial Aid

 (415) 422-3387

 Financialaid@usfca.edu

 Lone Mountain Main- Room 203

 <https://myusf.usfca.edu/financial-aid>

 Zoom Virtual Drop-In Advising



Scan Me  
for Financial Aid  
Contact Information



# Questions



## Office of Financial Aid

FinancialAid@usfca.edu

(415) 422-3387

<https://myusf.usfca.edu/financial-aid>



**Visit Us Online!**



# Thank You!

---

## Office of Financial Aid

FinancialAid@usfca.edu  
(415) 422-3387

<https://myusf.usfca.edu/financial-aid>



Visit Us Online!