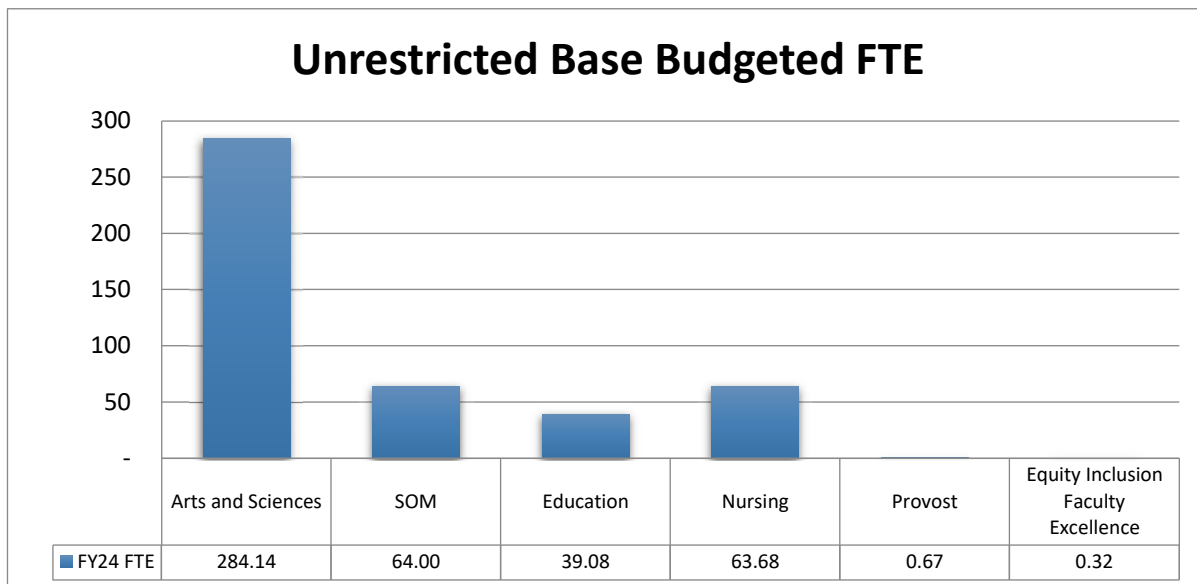


**FY24 Non-Law Full-Time Faculty Position Audit Summary**

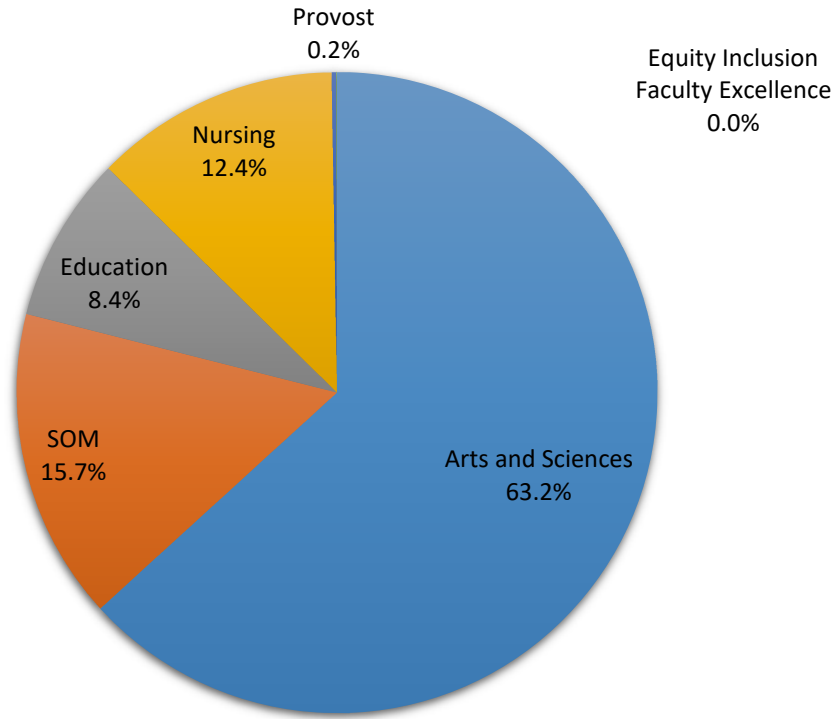
<b>Unit</b>	<b>Unrestricted Base Budgeted FTE</b>	<b>Unrestricted and Restricted Budgeted Lines</b>	<b>Unrestricted Base Salary Budget*</b>
<b>ARTS AND SCIENCES</b>	<b>284.14</b>	<b>285.59 <sup>1</sup></b>	<b>41,407,413</b>
<b>SCHOOL OF MANAGEMENT</b>	<b>64.00</b>	<b>65.00 <sup>2</sup></b>	<b>10,294,491</b>
<b>EDUCATION</b>	<b>39.08</b>	<b>39.08</b>	<b>5,494,615</b>
<b>NURSING</b>	<b>63.68</b>	<b>63.68</b>	<b>8,112,845</b>
<b>PROVOST</b>	<b>0.67</b>	<b>1.67 <sup>3</sup></b>	<b>143,149</b>
<b>EQUITY INCLUSION FACULTY EXCELLENCE</b>	<b>0.32</b>	<b>0.32</b>	<b>32,422</b>
<b>Grand Total</b>	<b>451.89</b>	<b>455.34</b>	<b>65,484,935</b>

Budgeted Lines Notes:

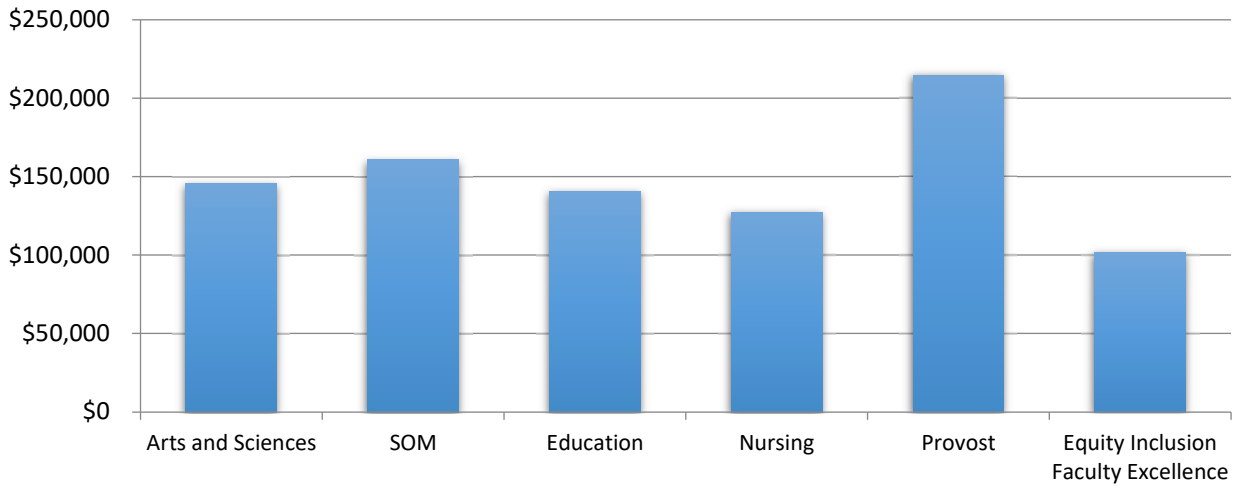
- 1) Restricted budget line = 1.44 (A99478-00-20224016, and A99739-00-11313013)
- 2) Restricted budget line = 1.00 (AA2386-00-20470667)
- 3) Restricted budget line = 1.00 (P004638)
- \* Data as of 03-18-2024
- \* Partially budgeted line FTE calculated base upon Assistant Professor Step 6 salary
- \* Excludes position budgets less than \$5,000, Law School and Provost Pass Through units



## Percentage of Salary Budgets by Unit



## Average Salary Budgets Per FTE



**Unrestricted Base Budgeted Full Time Equivalent (FTE) Four Fiscal Year Change History**

<b>Unit</b>	<b>FY20</b>	<b>Incr/ (Decr)</b>	<b>FY21</b>	<b>Incr/ (Decr)</b>	<b>FY22</b>	<b>Incr/ (Decr)</b>	<b>FY23</b>	<b>Incr/ (Decr)</b>	<b>FY24</b>	<b>% Change</b>
Arts and Sciences	278.50	-	278.50	1.70	280.20	2.85	283.05	1.09	284.14	0.4%
SOM	71.00	(2.00)	69.00	(2.94)	66.06	(1.98)	64.08	(0.08)	64.00	-0.1%
Education	40.00	(1.00)	39.00	(0.91)	38.09	-	38.09	0.99	39.08	2.6%
Nursing	62.80	1.00	63.80	0.13	63.93	(0.01)	63.92	(0.23)	63.68	-0.4%
Provost	7.67	(2.00)	5.67	(3.00)	2.67	(1.00)	1.67	(1.00)	0.67	-60.1%
Equity Inclusion Faculty Excellence	1.00	-	1.00	(0.65)	0.35	(0.04)	0.31	0.01	0.32	2.8%
<i>Total</i>	460.97	(4.00)	456.97	(5.59)	451.37	(0.26)	451.12	0.78	451.89	0.2%

**Summary: The University's non-Law full-time faculty unrestricted budgeted FTE**

From FY23 to FY24, the FTE increase a net of 0.78 from 451.12 to 451.89. The following changes account for these changes:

**Arts and Sciences [+1.09]**

- a 0.37 increase resulted from status changed in A99816, the position was changed from 50% split position to vacant;
- a 0.08 decrease from recalculated budgeted FTE for vacant positions;
- a 1.00 increase due to net position budget adjustments;
- a 0.20 decrease in A99449 as the position was changed from term professor to visiting professor;

**SOM [-0.08]**

- a 0.08 decrease resulted from net position budget adjustments;

**Education [1.00]**

- a 1.00 increase from a new position funding by Provost;

**Nursing [-0.23]**

- a 0.23 decrease from recalculated budgeted FTE for vacant positions;

**Provost [-1.00]**

- a 1.00 decrease from position budget adjustment in AA2389;

**Equity Inclusion Faculty Excellence [+0.01]**

- a 0.01 increase from recalculated budgeted FTE for vacant position;