

FY25 Non-Law Full-Time Faculty Position Audit Summary

Unit	Unrestricted Base Budgeted FTE	Unrestricted and Restricted Budgeted Lines	Unrestricted Base Salary Budget*
ARTS AND SCIENCES	272.55	274.00 ¹	41,671,689
SCHOOL OF MANAGEMENT	54.29	55.29 ²	9,135,127
EDUCATION	37.08	38.08	5,571,485
NURSING	59.80	59.80	7,918,012
EQUITY INCLUSION FACULTY EXCELLENCE	0.31	0.31	32,422
Grand Total	424.03	427.48	64,328,735

Budgeted Lines Notes:

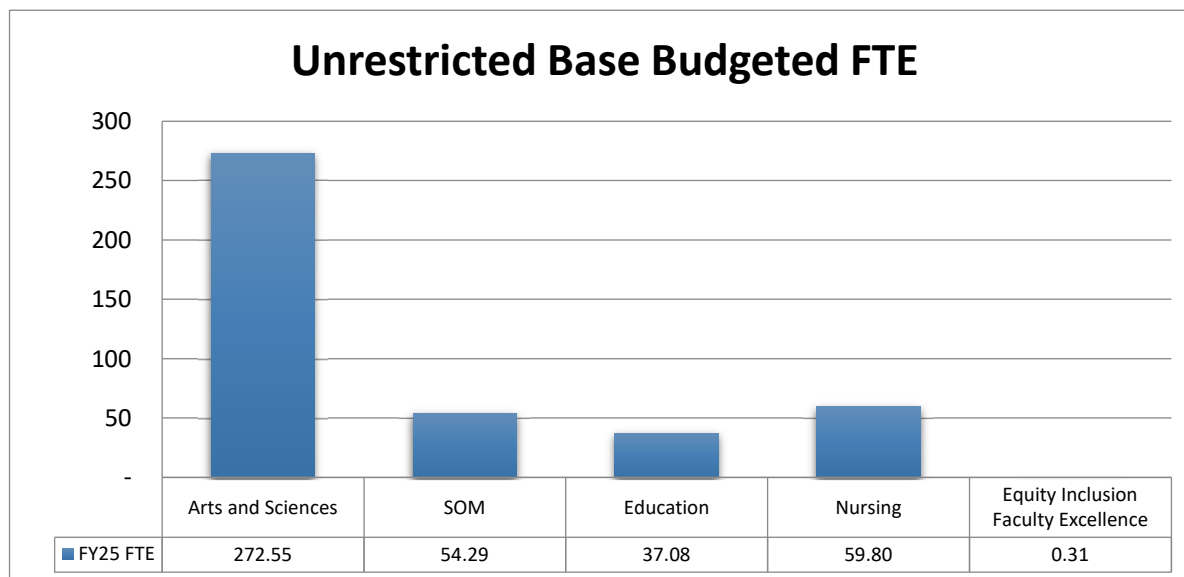
1) Restricted budget line = 1.44 (A99478-00-20224016, and A99739-00-11313013)

2) Restricted budget line = 1.00 (AA2386-00-20470667)

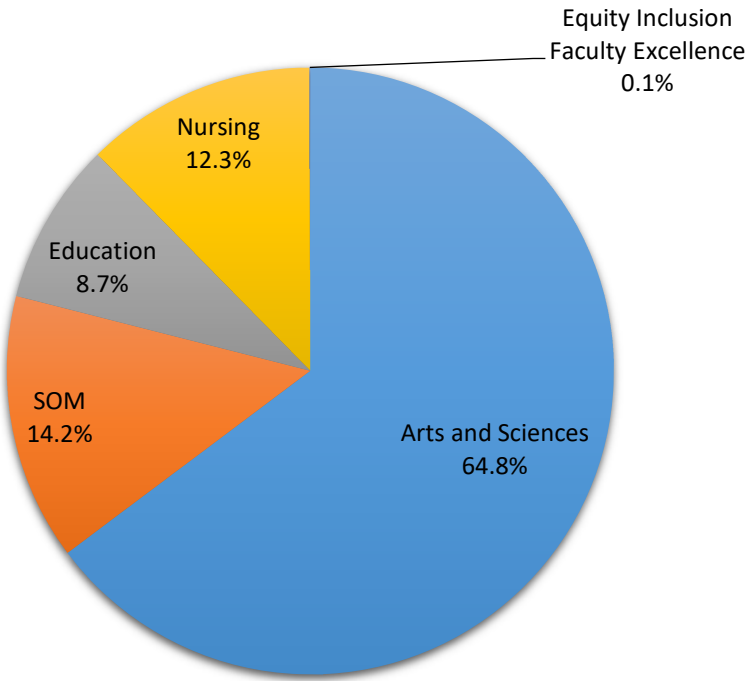
* Data as of 03-05-2025

* Partially budgeted line FTE calculated base upon Assistant Professor Step 6 salary

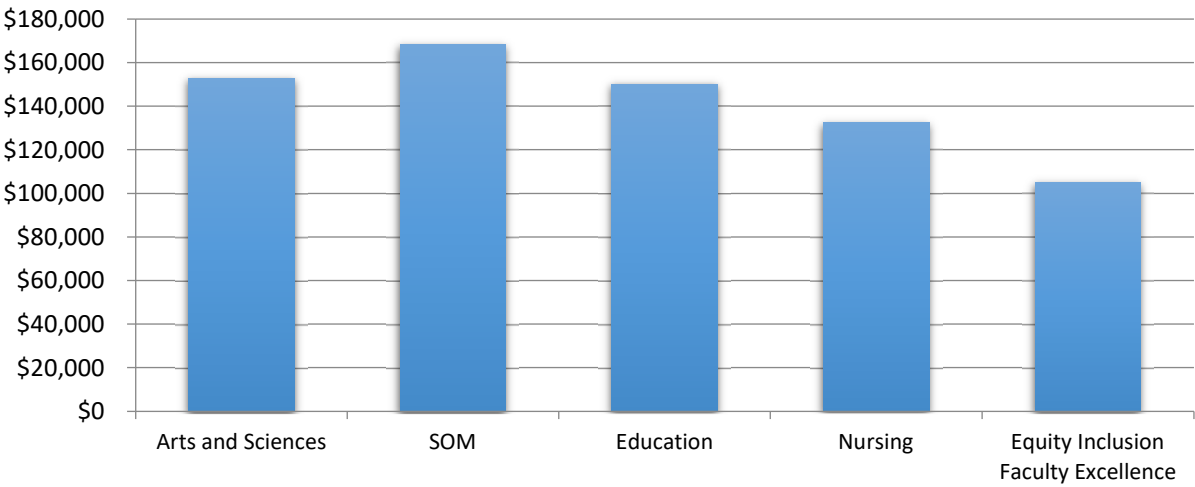
* Excludes position budgets less than \$5,000, Law School and Provost Pass Through units



Percentage of Salary Budgets by Unit



Average Salary Budgets Per FTE



Unrestricted Base Budgeted Full Time Equivalent (FTE) Four Fiscal Year Change History

Unit	FY21	Incr/ (Decr)	FY22	Incr/ (Decr)	FY23	Incr/ (Decr)	FY24	Incr/ (Decr)	FY25	% Change
Arts and Sciences	278.50	1.70	280.20	2.85	283.05	1.09	284.14	(11.59)	272.55	-4.1%
SOM	69.00	(2.94)	66.06	(1.98)	64.08	(0.08)	64.00	(9.71)	54.29	-15.2%
Education	39.00	(0.91)	38.09	-	38.09	0.99	39.08	(2.00)	37.08	-5.1%
Nursing	63.80	0.13	63.93	(0.01)	63.92	(0.23)	63.68	(3.89)	59.80	-6.1%
Provost	5.67	(3.00)	2.67	(1.00)	1.67	(1.00)	0.67	(0.67)	-	-100.0%
Equity Inclusion Faculty Excellence	1.00	(0.65)	0.35	(0.04)	0.31	0.01	0.32	(0.01)	0.31	-3.1%
Development		0.08	0.08	(0.08)	-	-				
Total	456.97	(5.59)	451.37	(0.26)	451.12	0.78	451.89	(27.87)	424.03	-6.2%

Summary: The University's non-Law full-time faculty unrestricted budgeted FTE

From FY24 to FY25, the FTE decrease a net of 27.87 from 451.89 to 424.03. The following changes account for these changes:

Arts and Sciences [-11.59]

- a 3.0 increase resulted from unit change in three positions transferred from SOM to CAS;
- a 1.16 increase due to net position budget adjustments;
- a 15.75 decrease from FY25 savings;

SOM [-9.71]

- a 3.0 decrease resulted from unit change in three positions transferred from SOM to CAS;
- a 0.27 increase from budgeted FTE recalculation in vacant positions;
- a 0.30 decrease due to net position budget adjustments;
- a 6.68 decrease from FY25 savings;

Education [-2.00]

- a 2.0 decrease from FY25 savings;

Nursing [-3.89]

- a 1.00 decrease due to net position budget adjustments;
- a 2.88 decrease resulted from FY25 savings;

Provost [-0.67]

- a 0.67 decrease due to budget adjustment in Provost Position Funding pool;

Equity Inclusion Faculty Excellence [-0.01]

- a 0.01 decrease from Budgeted FTE recalculation;