

FY26 Non-Law Full-Time Faculty Position Audit Summary

Unit	Unrestricted Base Budgeted FTE	Unrestricted and Restricted Budgeted Lines	Unrestricted Base Salary Budget*
ARTS AND SCIENCES	260.40	261.80¹	41,051,628
SCHOOL OF MANAGEMENT	51.17	52.17²	9,042,888
EDUCATION	33.89	33.89	5,273,917
NURSING	53.00	53.00	7,295,623
Grand Total	398.47	400.87	62,664,056

Budgeted Lines Notes:

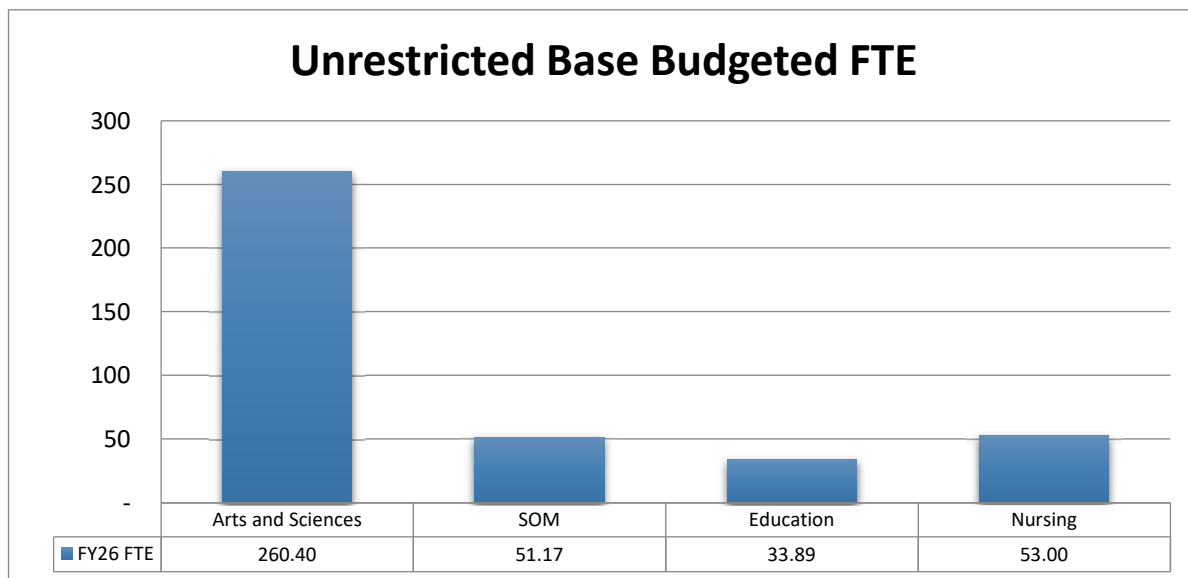
1) Restricted budget line = 1.40 (A99478-00-20224016, and A99739-00-11313013)

2) Restricted budget line = 1.00 (AA2386-00-20470667)

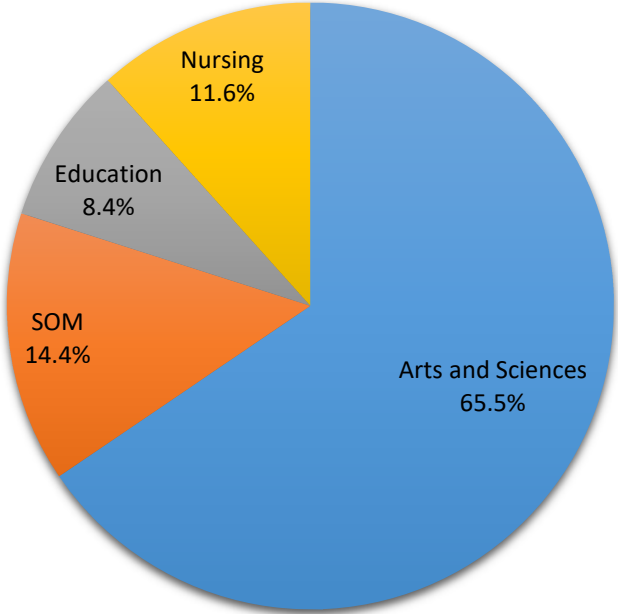
* Data as of 03-09-2026

* Partially budgeted line FTE calculated base upon Assistant Professor Step 6 salary

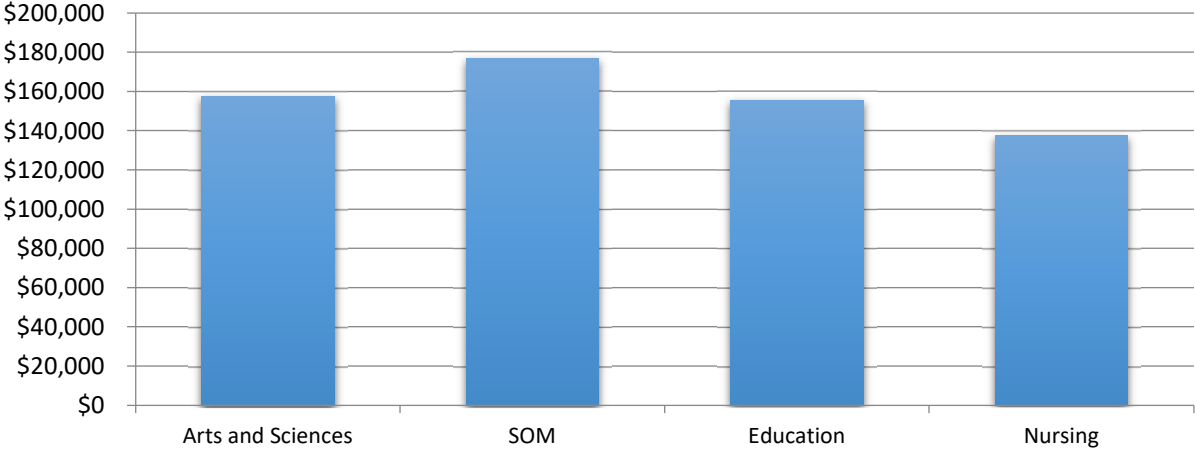
* Excludes position budgets less than \$5,000, Law School and Provost Pass Through units



Percentage of Salary Budgets by Unit



Average Salary Budgets Per FTE



Unrestricted Base Budgeted Full Time Equivalent (FTE) Four Fiscal Year Change History

Unit	FY22	Incr/ (Decr)	FY23	Incr/ (Decr)	FY24	Incr/ (Decr)	FY25	Incr/ (Decr)	FY26	% Change
Arts and Sciences	280.20	2.85	283.05	1.09	284.14	(11.59)	272.55	(12.15)	260.40	-4.46%
SOM	66.06	(1.98)	64.08	(0.08)	64.00	(9.71)	54.29	(3.12)	51.17	-5.74%
Education	38.09	-	38.09	0.99	39.08	(2.00)	37.08	(3.19)	33.89	-8.59%
Nursing	63.93	(0.01)	63.92	(0.23)	63.68	(3.89)	59.80	(6.80)	53.00	-11.37%
Provost	2.67	(1.00)	1.67	(1.00)	0.67	(0.67)	-	-	-	0.00%
Equity Inclusion Faculty Excellence	0.35	(0.04)	0.31	0.01	0.32	(0.01)	0.31	(0.31)	-	-100.00%
Development	0.08	(0.08)	-	-	-	-	-	-	-	0.00%
Total	451.37	(0.26)	451.12	0.78	451.89	(27.87)	424.03	(25.56)	398.47	-6.03%

Summary: The University's non-Law full-time faculty unrestricted budgeted FTE

From FY25 to FY26, the FTE decrease a net of 25.56 from 424.03 to 398.47. The following changes account for these changes:

Arts and Sciences [-12.15]

a 1.80 increase due to net position budget adjustments;

a 14.00 decrease from FY26 savings;

a 0.05 increase as the changing in labor distribution;

SOM [-3.12]

a 0.02 decrease from budgeted FTE recalculation in vacant positions;

a 3.09 decrease from FY26 savings;

Education [-3.19]

a 3.19 decrease from FY26 savings;

Nursing [-6.80]

a 7.00 decrease resulted from FY26 savings;

a 0.2 increase as the position status changed from active to vacant;

Equity Inclusion Faculty Excellence [-0.31]

a 0.31 decrease resulted from FY26 savings;