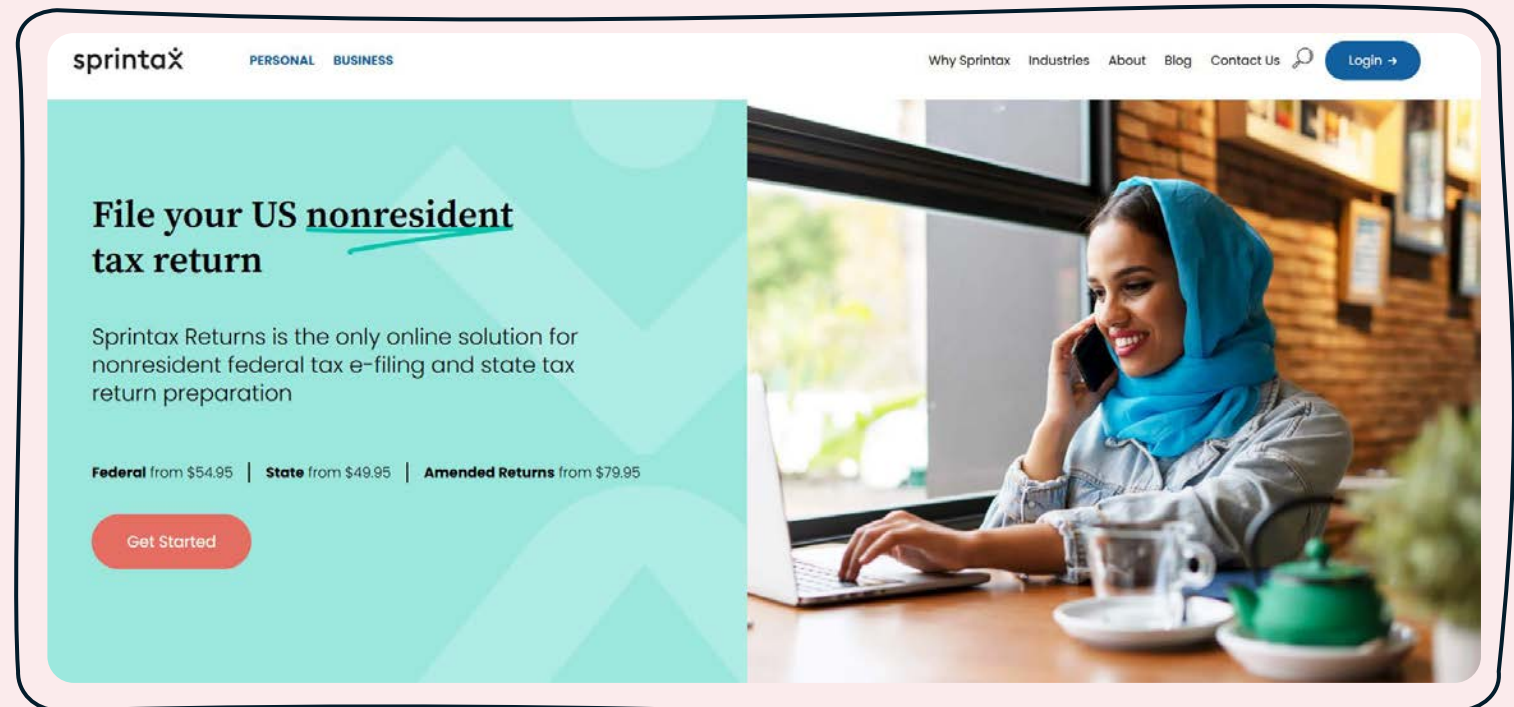


Using Sprintax



Login page

- ✓ The link will bring you to the Sprintax landing page where you register an account for free



Residency determination

- ✓ Once in the system you will be asked questions about your time in the US and your visa details
- ✓ We will confirm residency for tax purposes
- ✓ If you are resident for tax purposes we will stop you at this page and also recommend our partner for resident taxes, **Turbotax** (only if you are a resident for tax purposes).

sprintax Anna Fitzpatrick Tax Year 2024 progress 6%

Residency Status

Residency

You are here

- RESIDENCY
 - Residency Status
 - Visa Details
- GETTING TO KNOW YOU
- LET'S TALK MONEY
- OFFSET YOUR EXPENSES
- ABOUT YOUR COUSINE
- STATE TAXES
- REVIEW
- FINALIZING

Have you been a US citizen, by birth or naturalization, on the last day of 2024?
Yes No

Have you ever been a green card holder?
Yes No

Have you ever applied for US citizenship/ lawful residence?
Yes No

Visiting the US

Were you in the US during the 2024 tax year?
Yes No

When was your first visit to the US?
2015

Are you still in the US?
Yes No

Please provide details below of all your visits to the US starting from 2015.

Visa Type / Status	US Entry Date	US Leave Date
J1 - Summer Work	06/06/2015	08/28/2015
F1 - Student	06/23/2021	12/31/2024
+ Add Visit		

Hi there! Got a question?

Knowledge Base

Income details

- ✘ Income document information provided from W-2, 1042-S, 1099's
- ✘ Also note the **Support** buttons which you can use to access the FAQs or ask the **live chat team** questions as you go through the system
- ✘ OCR (Optical Character Recognition) is here!

The screenshot shows the 'Income Documents' page in the sprintax system. The user is Anna Fitzpatrick for Tax Year 2024, with a progress bar at 27%. The page title is 'Income Documents' with the subtitle 'Let's Talk Money'. A 'You are here' breadcrumb trail shows the current step: 'LET'S TALK MONEY' > 'Income Documents'. The main heading is 'Your Income Documents' with instructions to 'Tell us about the income documents you received in 2024.' Below this are three bullet points: 'For each unique form that you received select "+ add document" to enter the information into the system.', 'If you have received a form with multiple identical copies from one employer, please treat it as one form.', and 'You may enter as many of each different form as necessary.' A fourth bullet point states 'DO NOT combine information from different forms, enter each form separately.' A table with two columns, 'Income document type' and 'Quantity', shows one entry: 'W-2 form(s)' with a quantity of 1. Below the table is an '+ Add Document' button. A note at the bottom states: 'NOTE: If you have more than 200 payment forms of a single type please contact our 24/7 Live Chat for help with organizing your Tax Return(s) which will be prepared offline. Please note that additional charges for tax preparation and consultation may apply.' On the right side, there is a 'Hi there! Got a question?' chat bubble and a 'Knowledge Base' button.

sprintax Anna Fitzpatrick Tax Year 2024 progress 27%

Income Documents

Let's Talk Money

Your Income Documents

Tell us about the income documents you received in 2024.

- For each unique form that you received select "+ add document" to enter the information into the system.
- If you have received a form with multiple identical copies from one employer, please treat it as one form.
- You may enter as many of each different form as necessary.
- DO NOT combine information from different forms, enter each form separately.

Income document type	Quantity
W-2 form(s)	1
+ Add Document	

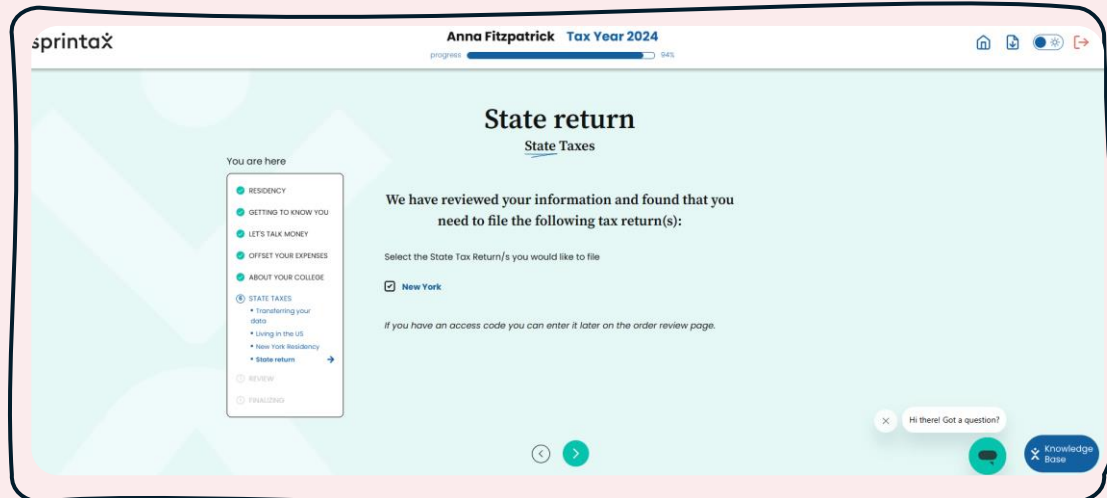
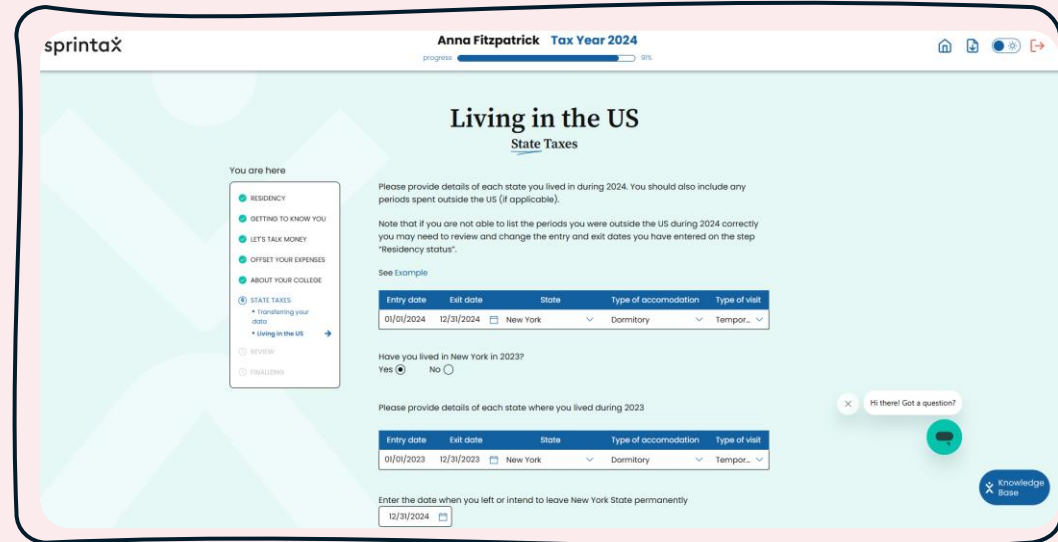
NOTE: If you have more than 200 payment forms of a single type please contact our 24/7 Live Chat for help with organizing your Tax Return(s) which will be prepared offline. Please note that additional charges for tax preparation and consultation may apply.

Hi there! Got a question?

Knowledge Base

State taxes

- ✓ The system will also recognize if you need to file a state tax return
- ✓ Some students may have multiple state filing requirements, depending on their circumstances



- ✓ An example is shown where the system has identified that the student has a state filing requirement from Kansas

Order breakdown

- ✓ At the end of the process Sprintax will outline the order breakdown and the costs involved

sprintax Anna Fitzpatrick Tax Year 2024 progress 99%

Review

Finalizing

You are here

- RESIDENCY
- GETTING TO KNOW YOU
- LET'S TALK MONEY
- OFFSET YOUR EXPENSES
- ABOUT YOUR COLLEGE
- STATE TAXES
- REVIEW
- FINALIZING**
 - Review

Order Name	Order Details	Amount	Status
FEDERAL RETURN	1042 net Scholarship and fellowship grants Employment income Tax treaty exemptions (more)	\$ 54.95	
STATE RETURN (NEW YORK)	Tax credits Exemptions and deductions Data transferred from federal tax return	\$ 49.95	REMOVE

ACCESS CODE If your International Student Office has given you a code to access Sprintax please enter it here.

Total **\$ 104.90**

Note: An incorrect or missing identifying number (SSN/ITIN) on your tax return can increase your tax, reduce your refund, or delay your refund. Please ensure that you have provided the correct SSN or ITIN.

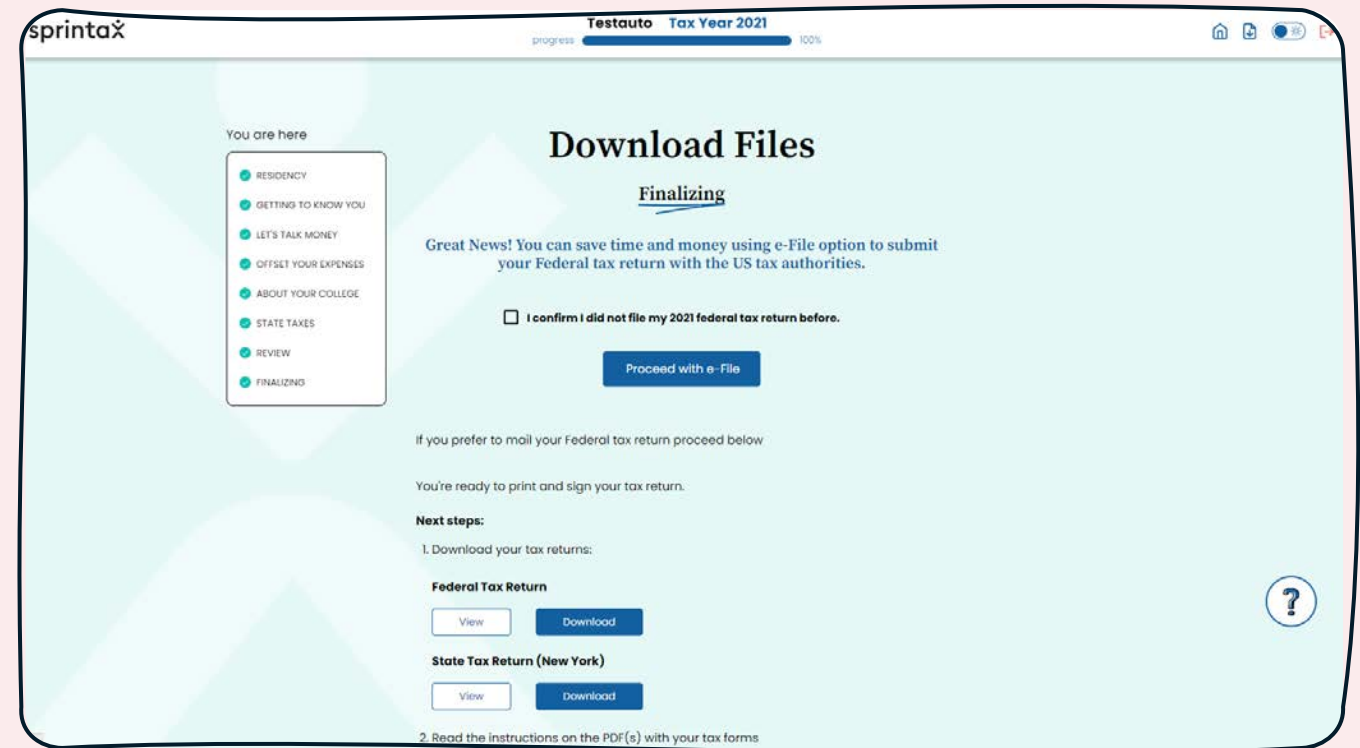
Note: While we offer a free Federal E-filing service, not every customer will be eligible to e-file and it is only possible to e-file your documents under certain conditions. Sprintax software does not support e-filing of Amended Federal Tax Returns, please print your return and follow the included instructions to send the document to the IRS.

Hi there! Got a question?

Knowledge Base

E-filing is now available for federal returns

- ✓ The option to e-file is here for federal tax returns!
- ✓ Students will see the option to proceed with federal e-filing if it is available to them
- ✓ <http://blog.sprintax.com/nonresident-federal-tax-e-filing-live/>
- ✓ <https://returnssupport.sprintax.com/hc/en-us/articles/32902788612493-Am-I-eligible-to-e-file>



Generation of tax forms

ANNA FITZPATRICK
TEST, T
T, NY 10010

Dear ANNA

Enclosed please find two copies of your 2024 federal income tax return, which you prepared through Sprintax tax software.

File one copy with the Internal Revenue Service and retain the second copy for your records.

Tax Summary

Filing Status	Other married nonresident alien
Gross Income	\$15676
Federal Adjusted Gross Income	\$15676
Federal Taxable Income	\$15676
Amount You Owe	\$1493

* We have attached instructions detailing how to file your tax return with the IRS.

How much tax do I owe?

Your return shows a balance due of \$ 1493. We have completed the Payment Voucher, form 1040-V and attached this to your return.

How do I make the payment?

To make payment, please include a check made payable to the "UNITED STATES TREASURY" for the amount of \$ 1493. Write "2024 Form 1040-NR" and on the back of the check, along with your full name. The check should be included with your return but should not be stapled or otherwise attached.

Alternatively, you can pay the balance due by credit or debit card. Payment information and service providers are located at <http://www.irs.gov/e-pay>. If you pay by credit card before posting your return, please enter your confirmation number and the amount you were charged in the upper left corner of page 1 of Form 1040-NR. Do not include the convenience fee in the amount you were charged.

Form **1040-NR** U.S. Nonresident Alien Income Tax Return **2024** OMB No. 1545-0074

For the year Jan. 1–Dec. 31, 2024, or other tax year beginning _____, 2024, ending _____, 2024. See separate instructions.

Your first name and middle initial: ANNA Last name: FITZPATRICK Your identifying number (see instructions): A p p l i e d f o

Home address (number and street). If you have a P.O. box, see instructions. Apt. no. T

TEST City, town, or post office. If you have a foreign address, also complete spaces below. State NY ZIP code 10010

T Foreign country name Foreign province/state/country Foreign postal code

Filing Status: Single Married filing separately (MFS) Qualifying surviving spouse (QSS) Estate Trust


Check only one box. If you checked the QSS box, enter the child's name if the qualifying person is a child but not your dependent.

Digital Assets: At any time during 2024, did you: (a) receive (as a reward, award, or payment for property or services); or (b) sell, exchange, or otherwise dispose of a digital asset (or a financial interest in a digital asset)? (See instructions.) Yes No

Dependents (see instructions):	(1) First name	Last name	(2) Dependent's identifying number	(3) Relationship to you	(4) Check the box if qualifies for (see inst.):	Child tax credit	Credit for other dependents
If more than four dependents, see instructions and check here <input type="checkbox"/>					<input type="checkbox"/>	<input type="checkbox"/>	<input type="checkbox"/>

Income	1a Total amount from Form(s) W-2, box 1 (see instructions)	1a	15676
Effectively Connected With U.S. Trade or Business	b Household employee wages not reported on Form(s) W-2	1b	
	c Tip income not reported on line 1a (see instructions)	1c	
	d Medicaid waiver payments not reported on Form(s) W-2 (see instructions)	1d	
	e Taxable dependent care benefits from Form 2441, line 26	1e	
	f Employer-provided adoption benefits from Form 8839, line 29	1f	
	g Wages from Form 8919, line 6	1g	
	h Other earned income (see instructions)	1h	
Attach Form(s) W-2, 1042-S, SSA-1042-S, RRB-1042-S, and 8288-A here. Also attach Form(s) 1099-R if tax was withheld.	i Reserved for future use	1i	
	j Reserved for future use	1j	
	k Total income exempt by a treaty from Schedule OI (Form 1040-NR), item L, line 1(e)	1k	0
	z Add lines 1a through 1h	1z	15676
	2a Tax-exempt interest	2a	
	2b Taxable interest	2b	
	3a Qualified dividends	3a	
	3b Ordinary dividends	3b	
	4a IRA distributions	4a	0
	4b Taxable amount	4b	0
	5a Pensions and annuities	5a	0
	5b Taxable amount	5b	0
	6 Reserved for future use	6	
	7 Capital gain or (loss). Attach Schedule D (Form 1040) if required. If not required, check here <input type="checkbox"/>	7	0
	8 Additional income from Schedule 1 (Form 1040), line 10	8	0
	9 Add lines 1z, 2b, 3b, 4b, 5b, 7, and 8. This is your total effectively connected income	9	15676
	10 Adjustments to income from Schedule 1 (Form 1040), line 26. These are your total adjustments to income	10	0
	11 Subtract line 10 from line 9. This is your adjusted gross income	11	15676
	12 Itemized deductions (from Schedule A (Form 1040-NR)) or, for certain residents of India, standard deduction (see instructions)	12	0
	13a Qualified business income deduction from Form 8995 or Form 8995-A	13a	
	13b Exemptions for estates and trusts only (see instructions)	13b	
	c Add lines 13a and 13b	13c	
	14 Add lines 12 and 13c	14	0
	15 Subtract line 14 from line 11. If zero or less, enter -0-. This is your taxable income	15	15676

Disclosure, Privacy Act, and Paperwork Reduction Act Notice, see separate instructions. Cat. No. 11364D Form 1040-NR (2024)



If you are not eligible for federal e-filing, you will need to mail your federal return

State tax returns, and Form 8843 alone will still need to be mailed

Instructions provided

Other Support



More available support

- ✘ Educational tax videos on YouTube
- ✘ Blog content for tax awareness
- ✘ 24/7 live chat
- ✘ Sprintax Forms
- ✘ Tax workshops and webinars



Sprintax Forms

- ✓ Software to prepare pre-employment tax documents
- ✓ Ensuring that you are taxed correctly on your income
- ✓ Sprintax Forms will generate any applicable tax forms for you, such as the W4, W8BEN and 8233, all you need to do is sign and provide them to your employer
- ✓ Separate to any end of year filing
- ✓ <https://www.sprintax.com/forms/>

