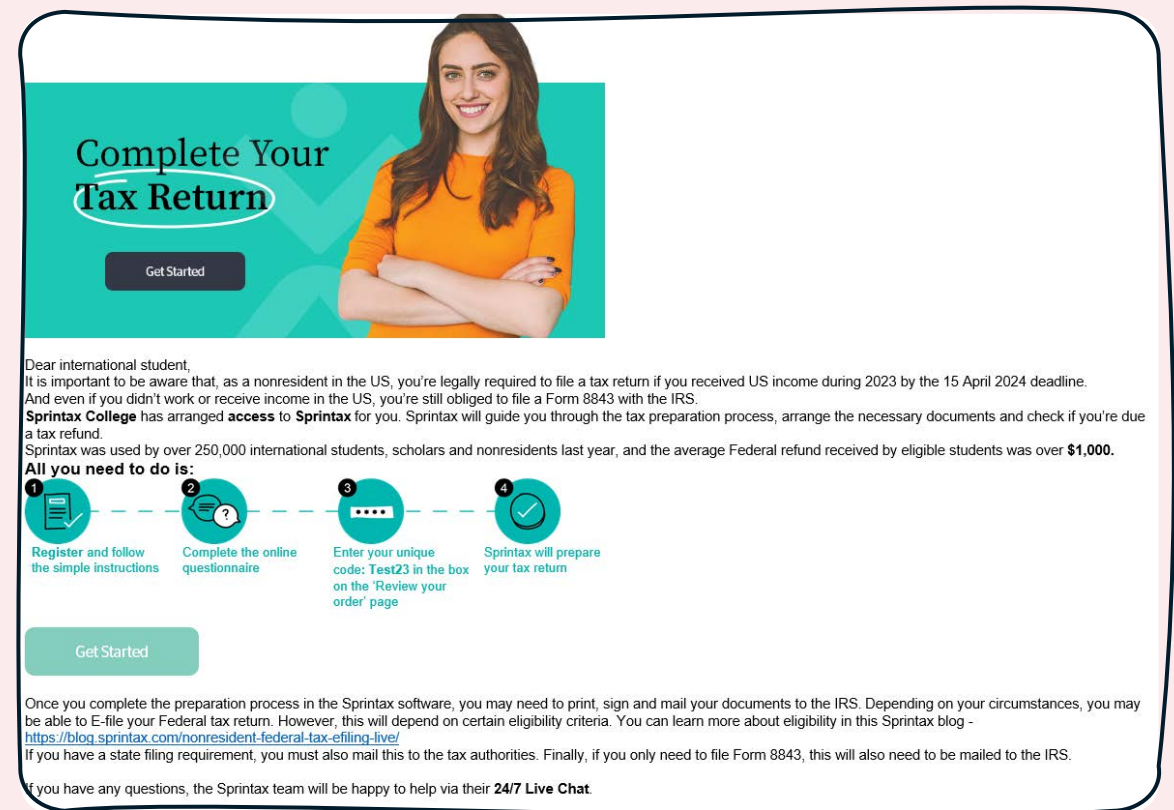


Using Sprintax



Email from school/institution

- ✓ You should expect to receive a similar email from your international office including your link to Sprintax and your unique code shown in Step 3 of the email







Complete Your Tax Return

[Get Started](#)

Dear international student,
It is important to be aware that, as a nonresident in the US, you're legally required to file a tax return if you received US income during 2023 by the 15 April 2024 deadline. And even if you didn't work or receive income in the US, you're still obliged to file a Form 8843 with the IRS.
Sprintax College has arranged **access to Sprintax** for you. Sprintax will guide you through the tax preparation process, arrange the necessary documents and check if you're due a tax refund.
Sprintax was used by over 250,000 international students, scholars and nonresidents last year, and the average Federal refund received by eligible students was over **\$1,000**.

All you need to do is:

- 1  Register and follow the simple instructions
- 2  Complete the online questionnaire
- 3  Enter your unique code: **Test23** in the box on the 'Review your order' page
- 4  Sprintax will prepare your tax return

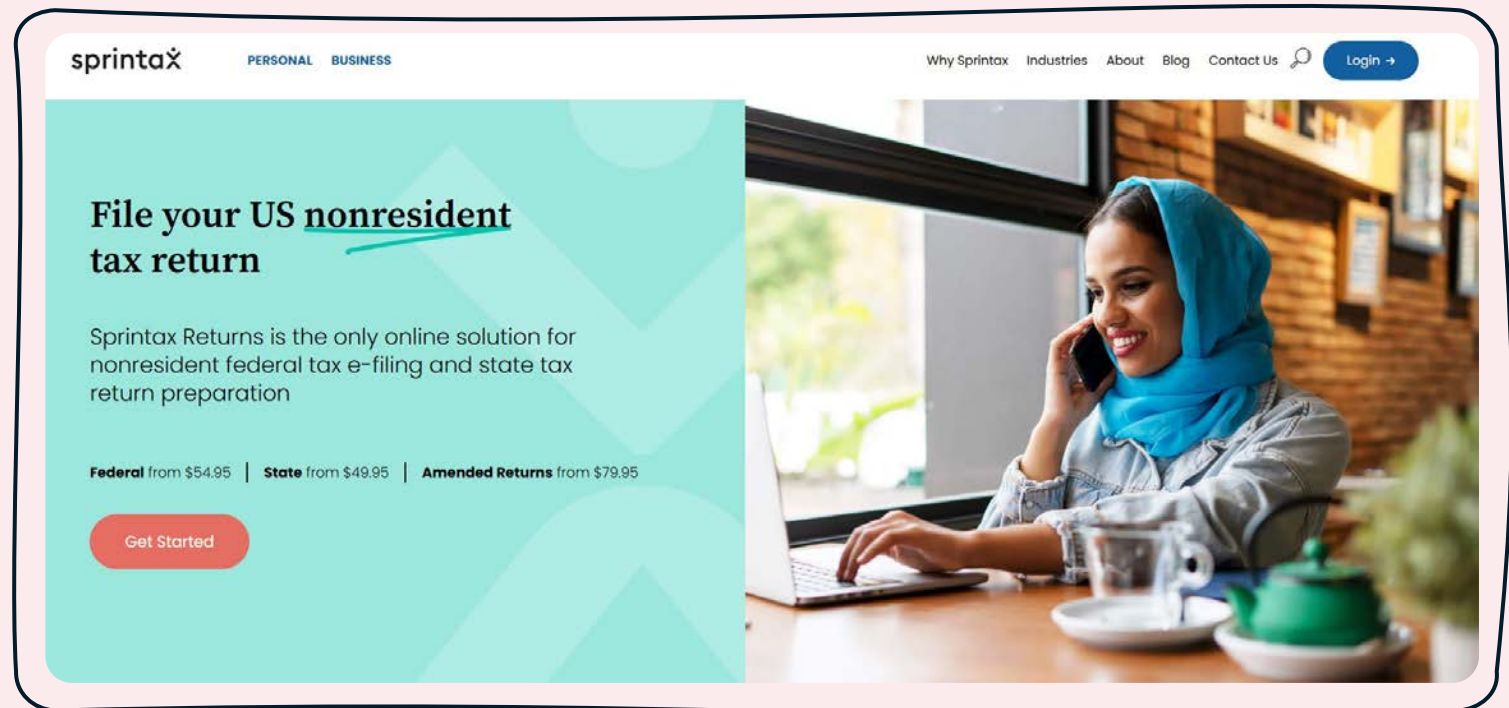
[Get Started](#)

Once you complete the preparation process in the Sprintax software, you may need to print, sign and mail your documents to the IRS. Depending on your circumstances, you may be able to E-file your Federal tax return. However, this will depend on certain eligibility criteria. You can learn more about eligibility in this Sprintax blog - <https://blog.sprintax.com/nonresident-federal-tax-filing-live/>
If you have a state filing requirement, you must also mail this to the tax authorities. Finally, if you only need to file Form 8843, this will also need to be mailed to the IRS.

If you have any questions, the Sprintax team will be happy to help via their **24/7 Live Chat**.

Login page

- ✓ The link will bring you to the Sprintax landing page where you register an account for free



Residency determination

- ✓ Once in the system you will be asked questions about your time in the US and your visa details
- ✓ We will confirm residency for tax purposes
- ✓ If you are resident for tax purposes we will stop you at this page and also recommend our partner for resident taxes, **Turbotax** (only if you are a resident for tax purposes).

The screenshot shows the 'Residency Status' form in the sprintax system. The user is Anna Fitzpatrick, and the tax year is 2024. The progress bar indicates 0% completion. The form is titled 'Residency Status' with a sub-header 'Residency'. A sidebar on the left shows the navigation menu with 'RESIDENCY' selected, which includes 'Residency Status' and 'Visa Details'. The main content area contains three sections: 'You are here' (a breadcrumb trail), 'Have you been a US citizen, by birth or naturalization, on the last day of 2024?' (Yes/No), 'Have you ever been a green card holder?' (Yes/No), 'Have you ever applied for US citizenship/ lawful residence?' (Yes/No), 'Visiting the US' (Were you in the US during the 2024 tax year? Yes/No), 'When was your first visit to the US?' (2015), and 'Are you still in the US?' (Yes/No). Below these questions is a table for 'Please provide details below of all your visits to the US starting from 2015.' with columns for 'Visa Type / Status', 'US Entry Date', and 'US Leave Date'. The table contains two entries: 'J1 - Summer Work' (06/06/2015 to 08/28/2015) and 'F1 - Student' (06/23/2021 to 12/31/2024). A '+ Add Visit' button is at the bottom of the table. A chat bubble on the right says 'Hi there! Got a question?' and a 'Knowledge Base' button is at the bottom right.

sprintax Anna Fitzpatrick Tax Year 2024 progress 0%

Residency Status

Residency

You are here

- RESIDENCY
 - Residency Status
 - Visa Details
- GETTING TO KNOW YOU
- GETTING TALK MONEY
- OFFSET YOUR EXPENSES
- ABOUT YOUR COLLEGE
- STATE TAXES
- REVIEW
- FINALIZING

Have you been a US citizen, by birth or naturalization, on the last day of 2024?
Yes ☐ No ☒

Have you ever been a green card holder?
Yes ☐ No ☒

Have you ever applied for US citizenship/ lawful residence?
Yes ☐ No ☒

Visiting the US

Were you in the US during the 2024 tax year?
Yes ☒ No ☐

When was your first visit to the US?
2015

Are you still in the US?
Yes ☒ No ☐

Please provide details below of all your visits to the US starting from 2015.

Visa Type / Status	US Entry Date	US Leave Date
J1 - Summer Work	06/06/2015	08/28/2015
F1 - Student	06/23/2021	12/31/2024
+ Add Visit		

Hi there! Got a question?

Knowledge Base

Income details

- ✂ Income document information provided from W-2, 1042-S, 1099's
- ✂ Also note the **Support** buttons which you can use to access the FAQs or ask the **live chat team** questions as you go through the system
- ✂ OCR (Optical Character Recognition) is here!

sprintax Anna Fitzpatrick Tax Year 2024 progress 27%

Income Documents

Let's Talk Money

You are here

- RESIDENCY
- GETTING TO KNOW YOU
- ③ LET'S TALK MONEY
 - Income Documents →
- ④ CREDIT YOUR REFUND
- ⑤ ABOUT YOUR COLLEGE
- ⑥ STATE TAXES
- ⑦ REVIEW
- ⑧ FINALIZE

Your Income Documents

Tell us about the income documents you received in 2024.

- For each unique form that you received select "+ add document" to enter the information into the system.
- If you have received a form with multiple identical copies from one employer, please treat it as one form.
- You may enter as many of each different form as necessary.
- DO NOT combine information from different forms, enter each form separately.

Income document type	Quantity
W-2 form(s)	1
+ Add Document	

NOTE: If you have more than 200 payment forms of a single type please contact our 24/7 Live Chat for help with organizing your Tax Return(s) which will be prepared offline. Please note that additional charges for tax preparation and consultation may apply.

Hi there! Got a question?

Knowledge Base

State taxes

- ✓ The system will also recognize if you need to file a state tax return
- ✓ Some students may have multiple state filing requirements, depending on their circumstances

The screenshot shows the 'Living in the US' section of the sprintax interface. The user is Anna Fitzpatrick, and the tax year is 2024. The progress bar is at 98%. The 'You are here' sidebar lists steps: RESIDENCY, GETTING TO KNOW YOU, LET'S TALK MONEY, OFFSET YOUR EXPENSES, ABOUT YOUR COLLEGE, STATE TAXES (selected), REVIEW, and FINALIZING. The main content area asks for details of states lived in during 2024. A table shows one entry for New York from 01/01/2024 to 12/31/2024, with a dormitory accommodation and temporary visit. Below this, it asks if the user lived in New York in 2023, with a 'Yes' selection. Another table shows a 2023 entry for New York. At the bottom, there is a field for the date of permanent departure from New York State, set to 12/31/2024. A 'Knowledge Base' button is in the bottom right.

Entry date	Exit date	State	Type of accommodation	Type of visit
01/01/2024	12/31/2024	New York	Dormitory	Tempor...

Entry date	Exit date	State	Type of accommodation	Type of visit
01/01/2023	12/31/2023	New York	Dormitory	Tempor...

The screenshot shows the 'State return' summary page. The user is Anna Fitzpatrick, and the tax year is 2024. The progress bar is at 94%. The 'You are here' sidebar is the same as the previous screen. The main content area states: 'We have reviewed your information and found that you need to file the following tax return(s):'. Below this, it says 'Select the State Tax Return/s you would like to file' and shows a checked box for 'New York'. A note at the bottom says: 'If you have an access code you can enter it later on the order review page.' Navigation buttons (back, forward, and Knowledge Base) are at the bottom.

- ✓ An example is shown where the system has identified that the student has a state filing requirement from Kansas

Order breakdown

- ✓ At the end of the process Sprintax will outline the order breakdown and the costs involved

sprintax Anna Fitzpatrick Tax Year 2024 progress 99%

Review

Finalizing

You are here

- RESIDENCY
- GETTING TO KNOW YOU
- LET'S TALK MONEY
- OFFSET YOUR EXPENSES
- ABOUT YOUR COLLEGE
- STATE TAXES
- REVIEW
- FINALIZING** → Review

Order Name	Order Details	Amount	Status
FEDERAL RETURN	1040 NR Scholarship and fellowship grants Employment income Tax treaty exemptions (more)	\$ 54.95	
STATE RETURN (NEW YORK)	Tax credits Exemptions and deductions Data transferred from federal tax return	\$ 49.95	REMOVE

ACCESS CODE If your International Student Office has given you a code to access Sprintax please enter it here. **VALIDATE**

Total **\$ 104.90**

Note: An incorrect or missing identifying number (SSN/ITIN) on your tax return can increase your tax, reduce your refund, or delay your refund. Please ensure that you have provided the correct SSN or ITIN.

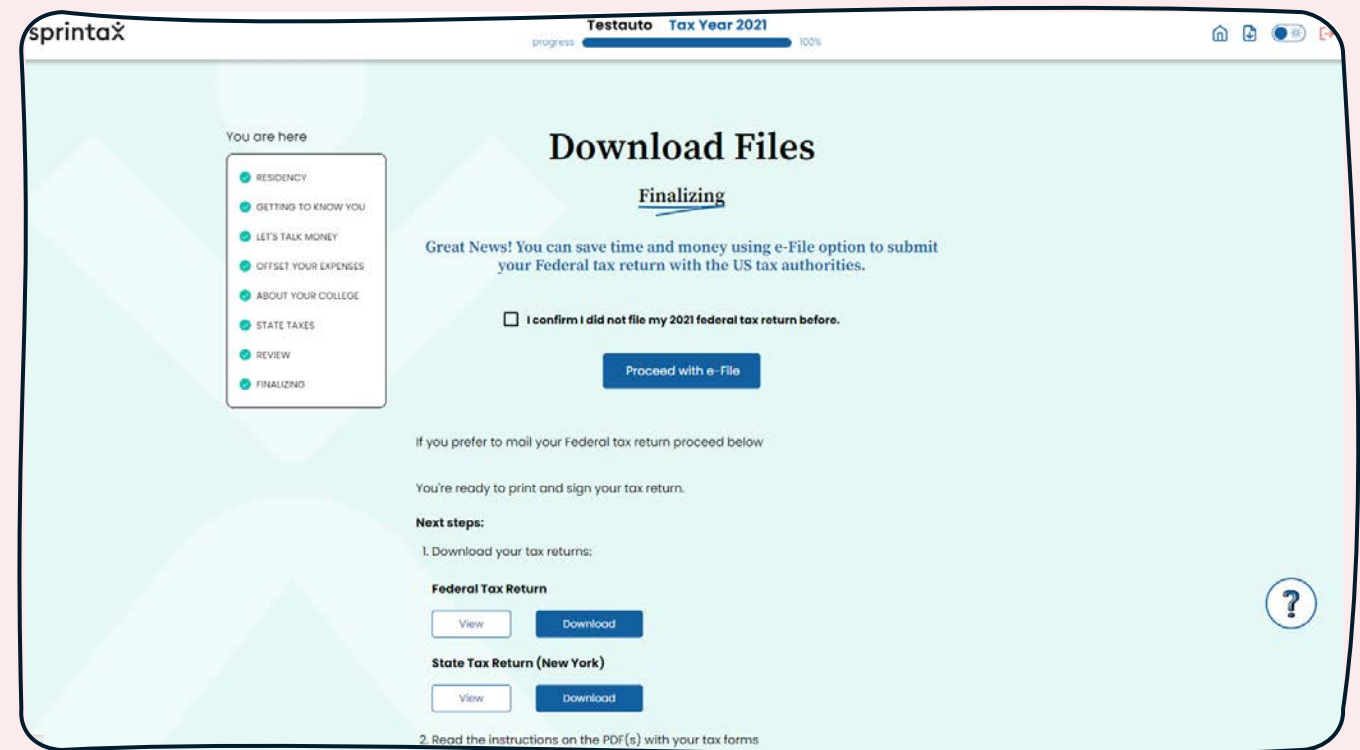
Note: While we offer a free Federal E-filing service, not every customer will be eligible to e-file and it is only possible to e-file your documents under certain conditions. Sprintax software does not support e-filing of Amended Federal Tax Returns, please print your return and follow the included instructions to send the document to the IRS.

Hi there! Got a question?

Knowledge Base

E-filing is now available for federal returns

- ✓ The option to e-file is here for federal tax returns!
- ✓ Students will see the option to proceed with federal e-filing if it is available to them
- ✓ <http://blog.sprintax.com/nonresident-federal-tax-efiling-live/>
- ✓ <https://returnssupport.sprintax.com/hc/en-us/articles/32902788612493-Am-I-eligible-to-e-file>



Generation of tax forms

ANNA FITZPATRICK
TEST, T
T, NY 10010

Dear ANNA

Enclosed please find two copies of your 2024 federal income tax return, which you prepared through Sprintax tax software.

File one copy with the Internal Revenue Service and retain the second copy for your records.

Tax Summary

Filing Status	Other married nonresident alien
Gross Income	\$15676
Federal Adjusted Gross Income	\$15676
Federal Taxable Income	\$15676
Amount You Owe	\$1493

* We have attached instructions detailing how to file your tax return with the IRS.

How much tax do I owe?

Your return shows a balance due of \$ 1493. We have completed the Payment Voucher, form 1040-V and attached this to your return.

How do I make the payment?

To make payment, please include a check made payable to the "UNITED STATES TREASURY" for the amount of \$ 1493. Write "2024 Form 1040-NR" and on the back of the check, along with your full name. The check should be included with your return but should not be stapled or otherwise attached.

Alternatively, you can pay the balance due by credit or debit card. Payment information and service providers are located at <http://www.irs.gov/e-pay>. If you pay by credit card before posting your return, please enter your confirmation number and the amount you were charged in the upper left corner of page 1 of Form 1040-NR. Do not include the convenience fee in the amount you were charged.

Form **1040-NR** Department of the Treasury—Internal Revenue Service **2024** OMB No. 1545-0074 IRS Use Only—Do not write or staple in this space.

For the year Jan. 1–Dec. 31, 2024, or other tax year beginning _____, 2024, ending _____, 2024. See separate instructions.

Your first name and middle initial: ANNA Last name: FITZPATRICK Your identifying number (see instructions): A p p l i e d f o

Home address (number and street). If you have a P.O. box, see instructions. Apt. no. T

City, town, or post office. If you have a foreign address, also complete spaces below. State NY ZIP code 10010

T Foreign country name Foreign province/state/country Foreign postal code

Filing Status
Check only one box.
☐ Single ☒ Married filing separately (MFS) ☐ Qualifying surviving spouse (QSS) ☐ Estate ☐ Trust
If you checked the QSS box, enter the child's name if the qualifying person is a child but not your dependent:

Digital Assets
At any time during 2024, did you: (a) receive (as a reward, award, or payment for property or services); or (b) sell, exchange, or otherwise dispose of a digital asset (or a financial interest in a digital asset)? (See instructions.) ☐ Yes ☒ No

Dependents (see instructions):


(1) First name	Last name	(2) Dependent's identifying number	(3) Relationship to you	(4) Child tax credit	Credit for other dependents
				<input type="checkbox"/>	<input type="checkbox"/>
				<input type="checkbox"/>	<input type="checkbox"/>
				<input type="checkbox"/>	<input type="checkbox"/>
				<input type="checkbox"/>	<input type="checkbox"/>

If more than four dependents, see instructions and check here ☐

Income Effectively Connected With U.S. Trade or Business

1a	Total amount from Form(s) W-2, box 1 (see instructions)	1a	15676
b	Household employee wages not reported on Form(s) W-2	1b	
c	Tip income not reported on line 1a (see instructions)	1c	
d	Medicaid waiver payments not reported on Form(s) W-2 (see instructions)	1d	
e	Taxable dependent care benefits from Form 2441, line 26	1e	
f	Employer-provided adoption benefits from Form 8839, line 29	1f	
g	Wages from Form 8919, line 6	1g	
h	Other earned income (see instructions)	1h	
i	Reserved for future use	1i	
j	Reserved for future use	1j	
k	Total income exempt by a treaty from Schedule OI (Form 1040-NR), item L, line 1(e)	1k	0
z	Add lines 1a through 1h	1z	15676
2a	Tax-exempt interest	2a	
3a	Qualified dividends	3a	
4a	IRA distributions	4a	0
5a	Pensions and annuities	5a	0
6	Reserved for future use	6	
7	Capital gain or (loss). Attach Schedule D (Form 1040) if required. If not required, check here <input type="checkbox"/>	7	0
8	Additional income from Schedule 1 (Form 1040), line 10	8	0
9	Add lines 1z, 2b, 3b, 4b, 5b, 7, and 8. This is your total effectively connected income	9	15676
10	Adjustments to income from Schedule 1 (Form 1040), line 26. These are your total adjustments to income	10	0
11	Subtract line 10 from line 9. This is your adjusted gross income	11	15676
12	Itemized deductions (from Schedule A (Form 1040-NR)) or, for certain residents of India, standard deduction (see instructions)	12	0
13a	Qualified business income deduction from Form 8995 or Form 8995-A	13a	
b	Exemptions for estates and trusts only (see instructions)	13b	
c	Add lines 13a and 13b	13c	
14	Add lines 12 and 13c	14	0
15	Subtract line 14 from line 11. If zero or less, enter -0-. This is your taxable income	15	15676

Disclosure, Privacy Act, and Paperwork Reduction Act Notice, see separate instructions. Cat. No. 11364D Form **1040-NR** (2024)



If you are not eligible for federal e-filing, you will need to mail your federal return

State tax returns, and Form 8843 alone will still need to be mailed

Instructions provided

Other Support



More available support

- ✂ Educational tax videos on YouTube
- ✂ Blog content for tax awareness
- ✂ 24/7 live chat
- ✂ Sprintax Forms
- ✂ Tax workshops and webinars



Sprintax Forms

- ✓ Software to prepare pre-employment tax documents
- ✓ Ensuring that you are taxed correctly on your income
- ✓ Sprintax Forms will generate any applicable tax forms for you, such as the W4, W8BEN and 8233, all you need to do is sign and provide them to your employer
- ✓ Separate to any end of year filing
- ✓ <https://www.sprintax.com/forms/>

